



COMMUNITY NEEDS ASSESSMENT

*for the
Greater Red Hook and Rhinebeck Communities*

Table of Contents

OVERVIEW	6
METHODOLOGY	8
COMMUNITY VALUES AND EXISTING RESOURCES	14
Summary of Survey Results	14
KEY COMMUNITY NEEDS.....	18
Locally Focused Community Needs	19
Food Support.....	19
Childcare	20
Youth Services and Opportunities	23
Senior Services, Opportunities and Aging in Place Support.....	24
Pedestrian Safety	25
Community Cohesion and Diversity	26
Communications	27
Reliance on “Local Heroes”	28
Regionally Affected Community Needs	29
Healthcare	29
Public Transportation	30
Mental Health	32
Attainable Housing	34
RECOMMENDATIONS.....	37
Grow Operational Capacity of Local Food Security Providers	37
Increase Childcare Options and Capacity	38
Expand School Internship Programs	39
Prepare for a Growing Senior Population.....	40

Prioritize Pedestrian Safety	41
Create and Enhance Public Community Spaces.....	42
Improve Community Communications.....	43
Enhance Rural Transportation Options	44
Create Intergenerational and Multicultural Community Building Events and Activities	46
Support New Centrally Located Attainable Housing	48
Work With Legislative Representatives on Healthcare, Mental Health, and Transportation	49
APPENDICES	50
Existing Conditions: Community Metrics & Trends	50
Demographics	51
Economic Measures	62
Health.....	71
Housing	76
Homeless.....	85
Mental Health	88
Education	91
Child Care	97
Transportation	100
Food Access.....	101
Internet Access.....	104
Quality of Life Measures.....	106
Open Space	106
Walkability.....	108
Existing Community Service Providers and Resources	109
Record of Community Meeting Comments	116
Survey Results	129



The Red Hook Community Center and Red Hook Responds commissioned Hudson Valley Pattern for Progress to conduct this Community Needs Assessment.

This study was funded with support from the following:

- Dyson Foundation
- Mary Norris Preyer Foundation
- Thomas Thompson Trust
- Town of Red Hook
- Town of Rhinebeck
- Village of Red Hook
- Village of Rhinebeck

Cover photo credit- Kate Stryker Hudson Valley Pattern for Progress of Apple Valley Realty Window Display

“The greatness of a community is most accurately measured by the compassionate actions of its members.” -Coretta Scott King

The Covid 19 Pandemic revealed that we are all vulnerable and taught us that we can rise to the challenge of caring for each other. Organizations like Red Hook Responds and Rhinebeck Responds were initiated to help take care of both individuals as well as businesses. Existing organizations like our nonprofits, our food pantries, libraries, and school districts found new ways to help even larger parts of our communities than they normally serve. Volunteerism saw new heights with hundreds, even thousands of people looking for ways to help and create meaning in a challenging time. We also came to understand that there are neighbors in our communities who have unmet needs regardless of the pandemic. We need to strive to be mindful of everyone and address all needs.

The compassionate treatment of all people is a reflection of the values and strength of a civilization, and our care for those facing challenges is also a predictor of overall quality of life and community resilience. Communities that provide for all people often fare better during disasters and adverse times because they have existing systems and structures of care in place when they are needed most...by anyone. Challenges like the Covid-19 pandemic reveal the weak links of a community and may even prompt the formation of new systems and structures to serve those needs.

This community needs assessment is an attempt to identify the vulnerabilities in our communities and to find ways where we can help each other to live full and healthy lives in our Red Hook and Rhinebeck communities. A community is healthiest when all of its members' needs can be met. We solicited input to get an understanding of the obstacles community members saw for themselves and others.

The Red Hook Community Center and Red Hook Responds, with the support of the Dyson Foundation, the Mary Norris Preyer Foundation, the Thomas Thompson Trust, and the towns and villages of Red Hook and Rhinebeck commissioned Hudson Valley Pattern for Progress (“Pattern”) to conduct a community needs assessment. The Red Hook Community Center is a nonprofit organization that provides a place for free educational, art and recreational opportunities. Red Hook Responds is also a nonprofit organization that was formed during the Covid pandemic to provide food and other support. It continues this work and other mutual aid work in the communities of Red Hook and Rhinebeck. Findings of this community needs assessment will be shared with local municipalities, other nonprofits and service providers, and the public.

We hope you will read this report and see a call to action where you/we can make Red Hook and Rhinebeck even better and more resilient communities.

Sincerely, Sara Ugolini – Red Hook Community Center & Nevill Smythe- Red Hook Responds

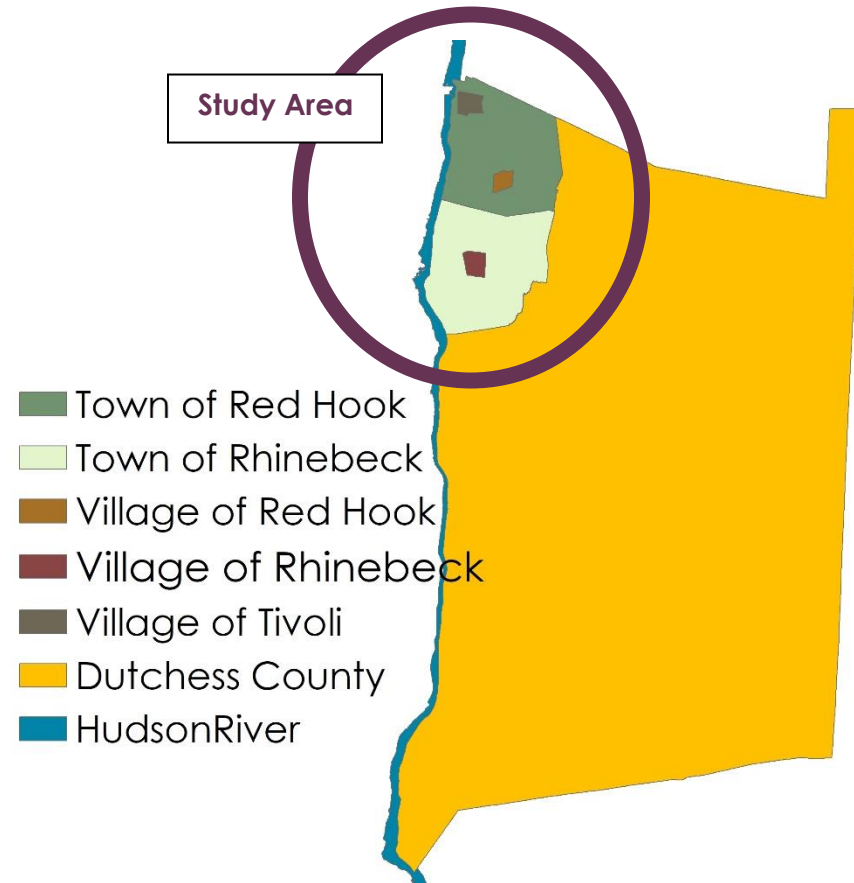
OVERVIEW

The study area for this community needs assessment includes the Town of Red Hook, the Town of Rhinebeck, and the villages of Red Hook, Rhinebeck, and Tivoli.

In a community needs assessment, data and community input are examined to understand the current needs of a community, what community resources exist, and the tools and strategies to fill the gaps. This assessment uses input from 24 stakeholder interviews, three community meetings, 313 surveys, and quantitative data.

Key community needs identified in the study include:

- **Food support** - Local food banks and other food assistance groups report an ongoing increase in need that started during the pandemic. Sustaining current food support is essential.
- **Childcare** – Community members expressed a need for more childcare options. Without affordable and high-quality childcare parents and guardians may not be able to work, which can lead to stress on household budgets.
- **Youth services and opportunities** – There is a need for expanded youth programming and services that give young people an opportunity to socialize, celebrate diversity, to have new and educational experiences, and to gain valuable life skills.
- **Senior services, opportunities, and aging in place support** - As this population increases in number it is essential that communities consider how to support senior well-being and provide opportunities for them to age in place.
- **Pedestrian safety** – There is a need for improved traffic and pedestrian safety. Community members expressed concerns about the dangers of specific intersection crossings, such as near the post office in the Village of Red Hook. They also cited speeding cars, a lack of traffic law enforcement, and the absence of sidewalks in many parts of the community.
- **Community cohesion and diversity** – Those interviewed for this project expressed a need to improve community cohesion to help residents feel connected, share a vision of their community, have opportunities to interact with one another in a positive way, and have a sense of belonging.



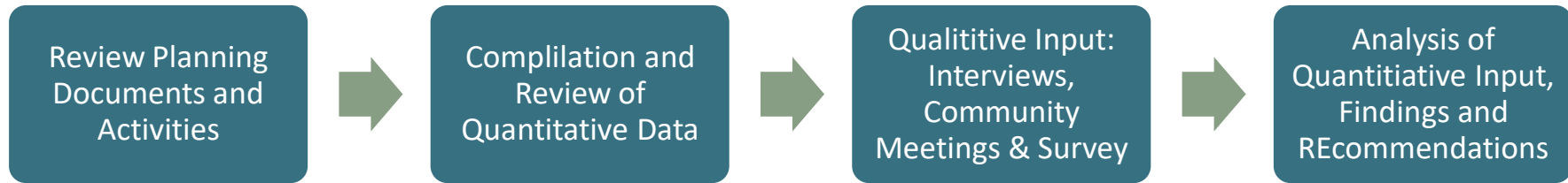
- **Communications** - Community members raised the need for improved communications about services, events, and programs in the communities.
- **Reliance on “local heroes”** – Some essential needs are being met by individuals in the community and it is important to plan for the long-term sustainability of these efforts.
- **Healthcare** – Accessing healthcare in the study area is a challenge. Some community members are unable to find a primary care physician or other providers, experience long wait times to get appointments, and have a difficult time affording the cost of prescription drugs.
- **Public transportation** – There is a need for more public transportation options that serve rural residents. Community members who do not drive may feel isolated, are unable to reach medical appointments, cannot work, have no way to get to the grocery store, and are not able to participate in community programs or events.
- **Mental health** – The issue of mental health is another top issue in the community. In the survey conducted for this study, 49 respondents listed their own mental health issues within their top five needs. Three survey respondents reported that they are not working because of mental health issues. Due to the mostly rural character of northern Dutchess County, mental health care services are often difficult to access. A dearth of mental health care workers in the area further adds to the challenge; high living costs in northern Dutchess County and relatively low wages for healthcare workers were identified as contributing to this issue.
- **Attainable housing** – Housing prices in the study area have risen significantly. Homeownership is no longer attainable for many households, and rents have increased significantly. Housing stability is a basic need and key piece of individual and community wellbeing. High housing costs affect many other aspects of people's lives including their ability to maintain employment, afford other necessary costs, and be active and engaged within their communities.

This report is organized into two main sections:

- “Key Community Needs” details 12 needs that were determined to be most significant and important for the wellbeing of the community.
- “Recommendations” includes actions and strategies that can be taken by local governments and organizations to address the identified needs.

This report also includes appendices containing a complete existing conditions and community metrics report with tables, charts, and analysis. The appendices also include a list of existing community service providers and resources, a complete record of comments made during community meetings, and the complete survey results.

METHODOLOGY



This community needs assessment includes input and analysis from a variety of quantitative and qualitative inputs.

Review Planning Documents and Activities

Recent and relevant planning documents and activities were reviewed to gain a foundational understanding of the study area.

The Village of Rhinebeck is in the process of updating its comprehensive plan. As part of this process subcommittees met on various topics such as housing and transportation, and village residents participated in “Kitchen Table Conversations” at which topics were discussed at length. The summary of these conversations provided background on what village issues are important to residents. Pedestrian safety, diversity, housing, affordability, new public spaces, protection of and connections to natural recreational spaces, population decline, and historic preservation were some of the top issues raised in the conversations. Inter-municipal cooperation was raised as a strategy to overcome some of the challenges around housing, transportation, and infrastructure.

The Town of Red Hook is currently working toward certification in the Audubon International Sustainable Community Program. The group has identified actions for a sustainable community in 15 areas including agriculture; education; economic development; environment; governance; housing; open space and land use; planning, zoning; building & development; population retention; public health; public safety & emergency management; recreation; resource use; volunteerism & civic engagement; and transportation.

Other planning documents that were reviewed include:

- Community Preservation Plan Update: Town of Red Hook, Villages of Red Hook & Tivoli, 2016
- Red Hook Habitat Connectivity Report, 2014
- Rhinebeck Village – Worth Walking: A Report of the Rhinebeck Village Pedestrian Task Force, 2011
- Town of Rhinebeck Comprehensive Plan, 2009
- Town of Red Hook Comprehensive Plan, 1993
- Village of Rhinebeck Master Plan, 1993

Many of the goals and visions from these plans are consistent with those expressed by community members during this study. They include: protection of agricultural lands and of open space, preserving community character, clustering and promoting development near existing services and businesses, increasing housing opportunities and housing affordability, enhancement of community services and facilities, pedestrian improvements, support for community organizing structures such as neighborhood associations and committees, and planning for a growing senior population.

Compilation and Review of Quantitative Data

Quantitative data are used in this assessment to understand existing conditions and trends of demographics, economics, housing, health, transportation, and other measures of the community. The quantitative component of the assessment utilizes a wide variety of sources including federal, state, and local data, as well as other inputs. Many data were analyzed through the lens of race and ethnicity, age, income, and gender to identify groups that may face unique challenges.

Data were examined for each municipality within the study area including the towns of Red Hook and Rhinebeck and the villages of Red Hook, Rhinebeck and Tivoli.

Data sources include:

- U.S. Census, American Community Survey 5-Year Estimates
- U.S. Department of Housing and Urban Development (HUD)
- Office of Real Property Tax Services (ORPTS)
- ALICE Threshold
- Economic Policy Institute, Household Budget Calculator
- Eviction Filings by Zip Code, New York State Unified Court System, Division of Technology & Court Research
- Behavioral Risk Factor Surveillance System (BRFSS)
- New York State Community Health Indicator Reports (CHIRS)
- New York State Office of Children and Family Services, Child Care Regulated Programs,
- New York Public Service Commission's Broadband Map
- Trust for Public Lands – ParkScore
- New York Protected Areas Database
- Environmental Protection Agency, National Walkability Index

QUALITATIVE INPUT

A major component of this needs assessment was hearing from the community about local needs. Qualitative input was gathered through a series of interviews, public community meetings, a survey, and attendance at community events.

INTERVIEWS

Interviews were conducted with a diverse group of local social service providers and other community leaders to gain an understanding of local challenges, needs, existing resources, and gaps. The following people were interviewed for this assessment:

- Katie Castell - Enhanced Coordinated Children's Service Initiative Coordinator, Astor Services
- Erin Cannan - Vice President for Civic Engagement Center for Civic Engagement, Bard College
- Cecilia Cortina - Four Corners Community Farm
- Rebecca Duncan - High School Social Worker, Red Hook Central School District
- Denise George - President, Northern Dutchess Hospital
- Michael Grattini - Director, Division of Public Transit, Dutchess County Department of Public Works
- Joel Griffith - Mayor, Village of Tivoli
- Robin Hall - Manager of Mobile Red Hook Xtra Mart
- Patrick Hildenbrand - Sergeant, Red Hook Police Department
- Amy Kiggins - Elementary School Social Worker, Red Hook Central School District
- Nina Lynch - Rhinebeck at Home
- Betty Mensch - Volunteer Food Pantry, The Episcopal Church of the Messiah
- Martha Parke - Volunteer Food Pantry, The Episcopal Church of the Messiah
- Francisco C. Pujol - Red Hook Harvest ("school backpack food program")
- Patty Quaglietta - 8th Grade School Counselor and Student Services Coordinator, Red Hook Central School District
- MaryGrace Renella - Regional Career Navigator, Workforce & Career Development, Northern Dutchess Hospital
- Sam Rose - Four Corners Community Farm
- Rosie Rosenthal - Director, CultureConnect
- Amanda Sammon - Assistant Director of Public Transit, Dutchess County Department of Public Works
- Amy Smith - Head of Programs and Youth Services, Red Hook Public Library
- Elizabeth Spira - Dutchess Community Action Partnership

- Martha Tepepa - Director, CultureConnect
- Jeung-il Tsumagari - Program Director, Red Hook Community Center
- Sara Ugolini - Executive Director, Red Hook Community Center
- Jennifer Wells - Director of Day & Community Services, In Flight, Inc.
- Cicily Wilson - Assistant Dean of Civic Engagement & Director of Community Partnerships, Bard College

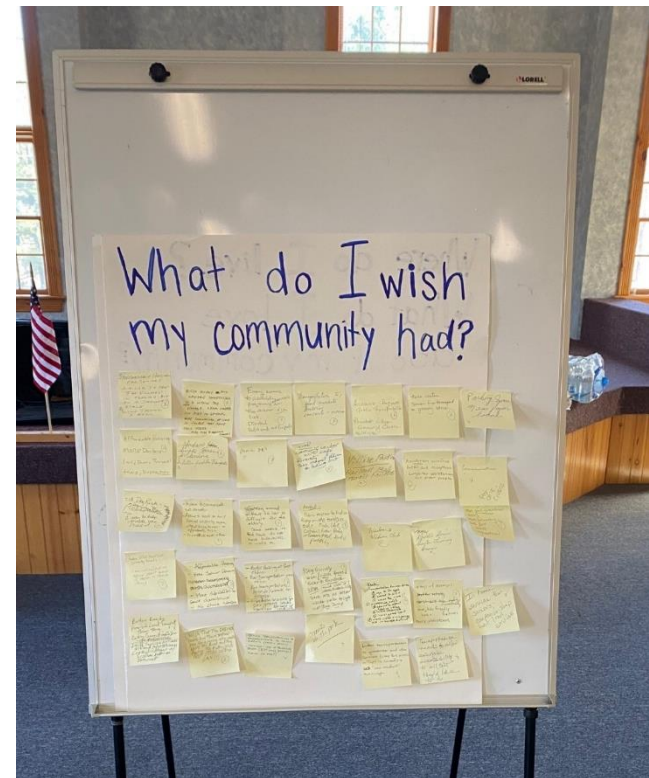
COMMUNITY MEETINGS

Three community meetings were held to solicit input from community members about individual and community needs. To maximize participation and to reach a wide group of community members, the meetings were scheduled at different times and at venues considered accessible and inviting to the public. The three meetings were advertised in local newspapers, on social media, with paper flyers, through the school districts, and shared by several nonprofit groups working in the community. Meetings were advertised in Spanish and English.

The first meeting was held on a Tuesday afternoon at the Red Hook Community Center in the Village of Red Hook. The meeting was conducted in the afternoon during a regularly occurring meeting time for Red Hook Seniors. Forty-one participants attended the meeting.

The second session was also at the Red Hook Community Center and was held on a Tuesday evening. Spanish language services and childcare were available and special outreach efforts were made to the Spanish-speaking communities of Red Hook and Rhinebeck. This meeting had seven participants.

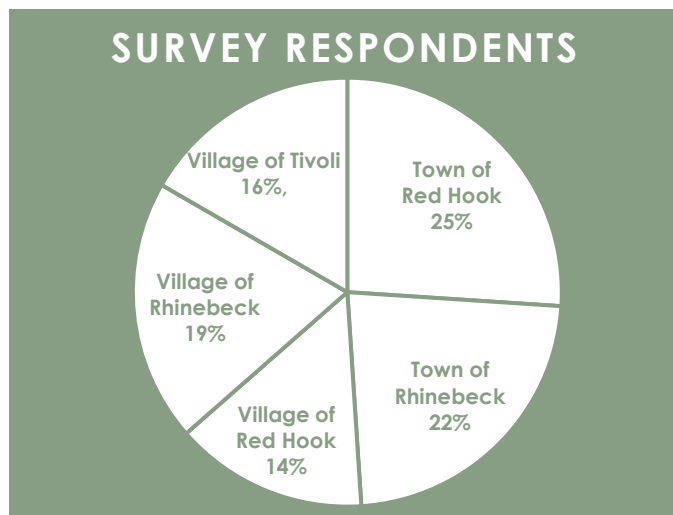
The final session was at the Starr Library in Rhinebeck on a Saturday morning from 10:30-12:00. There were 10 participants.



During each session participants were given post-it notes and asked to respond to prompts. Pattern staff read through the prompts and responses to structure the conversation. The following prompts were asked:

1. Where do I live and what do I love about my community?
2. What community resources do I use (library, community center, etc.)?
3. What do I wish my community had?
4. What are my greatest challenges and what do I need help with?
5. What would make me feel more welcome?
6. When I look around the community what do I think other people need?

SURVEY



In total there were 313 survey responses, six of which were in Spanish language.

The survey was another way to get input from community members about individual and community needs. The survey was 40 questions long and available in both English and Spanish. The survey was online and printed. Online links were publicized by municipalities and local nonprofits, sent to homes of students in the public school system through school communications, shared with English Language Learner students during online classes, and shared by local online newspapers. Printed flyers with a QR code were hung at various locations in the study area. The survey was also available in print at five local libraries and at the Red Hook Community Center.

Pattern staff also solicited input from residents by going door-to-door in different neighborhoods of the study area. In total, Patten staff knocked on 116 doors and talked with 59 people about the community needs survey. Red Hook Community Center staff and volunteers also went door to door encouraging local businesses to have staff and visitors complete the survey. Residents either completed a paper version of the survey or used the QR code to access the survey online.

COMMUNITY EVENTS

Pattern staff also attended local community events and programs to solicit input from community members for this needs assessment. The following are events/programs attended:

1. Community Conversations, Red Hook Central School Districts – Small group conversations with students, teachers, school board members, school administrators, parents, and community members. Conversations provided an opportunity for participants to reflect on school culture, academics, mental health issues in the school, school and outside resources, and other topics. Pattern staff sat in and listened to conversations to help identify issues and needs within the community.
2. Red Hook Together – Organized by staff from the Bard College Center for Civic engagement, Red Hook Together is a group of non-profits, volunteers, and other community leaders who meet once a month to share updates about their respective work and coordinated efforts. Pattern attended one meeting to observe the group and their discussion and to share information about community outreach efforts for this study.
3. Northern Dutchess Mental Health Collective - A group of mental health professionals from the area that meets monthly to develop resources for the mental health and community needs of children and families in northern Dutchess County. Pattern attended the February meeting and listened in on a conversation about developing contacts and increasing resources regarding the mental health and community needs of children and families.
4. Community Clothes Closet, Red Hook Community Center – The Community Clothes Closet at the Red Hook Community Center provides a shopping experience where people are not asked to pay. Goods include clothes and household items. Pattern staff visited the closet on a Saturday afternoon to provide an opportunity for shoppers to complete the survey and to speak with shoppers and volunteers about the community needs assessment.

Analysis of Quantitative and Qualitative Input, Findings, and Recommendations

As a final stage of this community needs assessment, quantitative and qualitative input were analyzed to identify key community needs and to develop a set of recommendations. Recommendations were developed based on community and professional suggestions heard during the study, best practices, and with an understanding of feasibility, cost and practicality of implementation.

COMMUNITY VALUES AND EXISTING RESOURCES

The focus of this study is to understand the community needs in the greater Red Hook and Rhinebeck area. However, in a study such as this it is important to hear from community members about what they value in their community and what services, programs, institutions, places, events, and individuals or groups they use and depend on. Inventorying existing resources and what works in a community is valuable because meeting community needs may be a matter of improving or altering what already exists, as opposed to creating something new. It is also vital to document the resources that people utilize in their community because these are the things that should be protected and preserved. [In the appendices](#)) of this report there is a list of existing community services providers and resources. This list was compiled based on interviews and community conversations and may unintentionally omit a provider or resource.

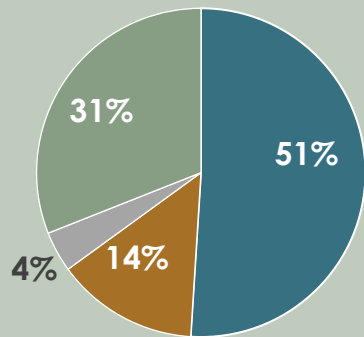
Community members who participated in community meetings for this study described the access to nature and natural beauty, the quietness, the culture, the farming, the historic character, the safety, the diversity, the small friendly neighborhoods, the walkability of the villages, and the close-knit community as some of the things they value in the communities. People called out the restaurant Taste Budds Cafe, the Poets Walk, Bard College, the libraries, the parks, churches, Upstate Films, and the Red Hook Community Center, as important local gathering places. In the survey people wrote that the strengths of the community include everything from the creativity in the communities, to the small town feel, local farms, the nonprofit Rhinebeck at Home, community events such as the tractor parade, the people and the support and help residents in the community give one another, good water, the proximity to New York City and the economic and cultural benefits this offers the communities, the police and fire department, local businesses, multi-cultural resources, and citizen participation and engagement, among other things. For a complete list refer to the record of community meeting comments, and the survey results in the [appendices](#).

Summary of Survey Results

The survey was a major source of input for this community needs assessment with 313 respondents. Opened on February 13, 2023, and closed on April 26, 2023, the survey comprised 40 questions and was available in Spanish and English both online and on paper. Six of the respondents completed the Spanish version of the survey.

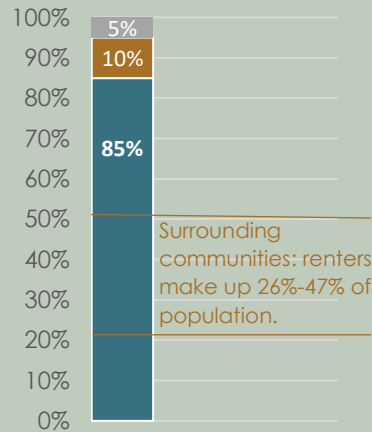
The following are highlights from the survey. For complete survey results see the appendices of this report.

How long have you lived here?

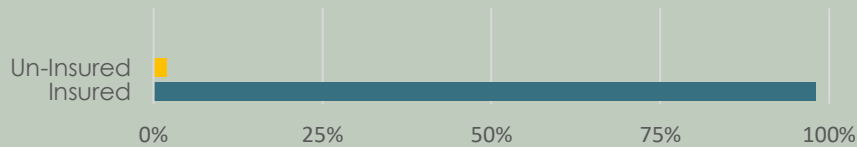


■ More than 10 years ■ For Generations
 ■ A Year or less ■ Between 1 and 10 years

Owners/Renters



■ Homeowners ■ Renters
 ■ Others



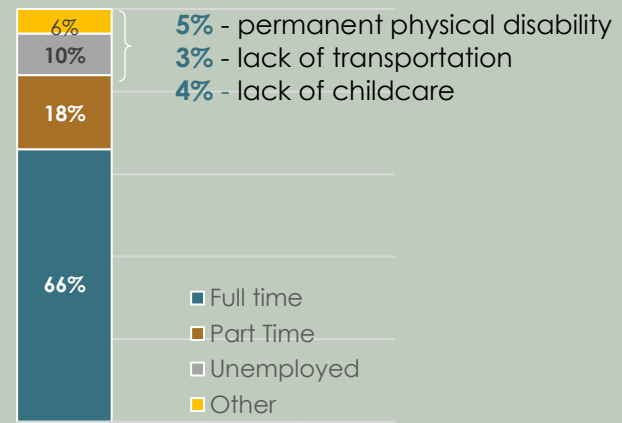
Of those without healthcare coverage:

- 25% indicated Spanish is the primary language at home.
- 25% owned their own home
- 60% were renters
- 60% were under the age 55

Of Total Survey Respondent:

- 64%** are over the age of 55
- 66%** had at least one person in the household over 65
- 47%** have social security as a source of income
- 7%** (23 people) were veterans
 - 9 of those (**39%**) said they were not receiving benefits
- 3%** speak a language other than English as the primary language at home
- 9%** have a disability (7 under 55 and 19 over)
- 9%** have a household member with a disability
- 23%** have children under the age of 18 in their home
 - 77% of those need childcare of some sort

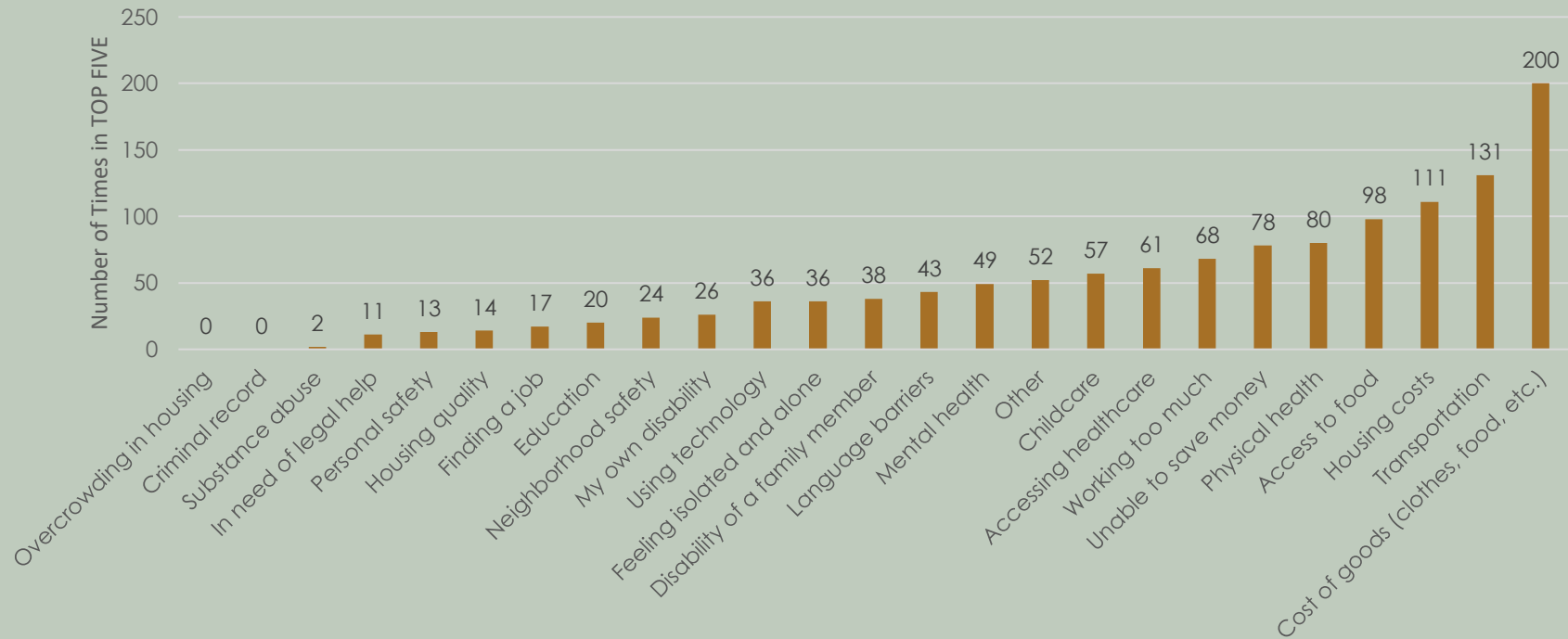
Working information for just the survey respondents under the age of 55



One of the survey questions asked respondents to indicate their top five needs from a list of choices. 253 of the 313 surveys answered this question. A number of people wrote comments that they did not have any of the needs or that the question did not apply to them.

The following chart shows the listed needs and how many times each was within the top five list. Cost of goods was the most picked need making the top five list 200 times. The next top 10 needs were: transportation followed by housing costs, access to food, physical health, unable to save money, working too much, accessing healthcare, childcare, other, and mental health. Home maintenance, cost of goods and foods, infrastructure, taxes, housing, and community programs were some of the items listed as "other" needs.

MOST PICKED TOP FIVE NEEDS



One question on the survey asked respondents if there was anything not asked in the survey that they feel is an important issue in the community. The responses to this question varied significantly with many people talking about the need for affordable housing options and healthcare related issues among other things. One theme that stood out was that of people who feel they are overlooked or have a sense of disconnection from the community because of their economic standing.

These are quotes from survey respondents:

"I'm in the forgotten group. There are those that need assistance and services. I do not. There are those who are well off. I am not. It's difficult here on a single retirement income."

"Do more for locals, not just tourists. Rhinebeck is really NOT a community for all, it is a community for folks with money to eat out, tourists and new residents."

"Affordable Housing for young families and workforce with low incomes. Low diversity in community. Poor focus on longtime and generational residents. (The) main focus seems to be on city transplants and tourists."

"It often feels like those of us who live in Rhinebeck and are not wealthy are not fully part of the community and that there is not space for us. I generally feel very out of place here, and, as a result, feel pretty isolated and have virtually no social support."

"The politicians are pandering to new wealthy people coming here."

"I'm concerned that Rhinebeck is being overrun with tourists. I understand that this is great for local businesses and I support local businesses all the time. But whereas people I know used to come into town regularly, now people avoid it. Not sure what can be done."

KEY COMMUNITY NEEDS

Throughout the community input portion of this study Pattern asked a list of questions including two purposefully open-ended questions:

- What are your needs?
and
- What are the needs in your community?

Both questions were asked because community needs may be different than individual needs, but there is often a relationship between the two. A community may need an improved sidewalk while an individual needs help using technology. These are different types of needs, but both types are important to identify. The community need is likely to impact many members of the community: most people walk and would benefit from an improved sidewalk. An individual's need may be shared by other community members and reflect something that is lacking in a community: there are no classes on how to use technology.

In interviews, community meetings, and the survey, more specific and directed questions were also asked.

After analyzing quantitative and qualitative input and data, 12 key community needs were identified. Key needs met certain criteria. They were:

- expressed by a substantial number of people in the community,
- determined to be significant in terms of impact on the quality of life for residents in the community, and/or
- found to be crucial issues for overall community sustainability. Community sustainability is defined here as a community's ability to meet current and future environmental, resource, food, economic, housing, infrastructure, social and governmental needs.

Since the purpose of this needs assessment is to inform local policy and planning, the needs are grouped according to whether they can be addressed locally or should be acted upon by legislative representatives at the county or state level. Following this section are recommendations related to these community needs.

Locally Focused Community Needs

Food Support

An escalation of housing prices and other costs in Red Hook and Rhinebeck means that many households spend an increasingly large portion of their budgets just to meet these basic needs. This leaves many households in a precarious financial position with little to no savings. Many cannot afford unexpected costs. Volunteers from local food banks and other food assistance groups report an increase in need since the beginning of the pandemic. This increase includes a need by people who never thought they would require this type of help, volunteers said.

In the community needs survey, when respondents were asked to rank their top needs, “costs of goods” was the top ranked need (200 responses) and “access to food” was the fourth ranked need (98 responses).

When Pattern staff knocked on doors to solicit participation in the survey for this study, several people talked about their own food insecurity and how they were now reliant on help from the food pantries or Red Hook Responds in a way they had not previously been.

According to interviews conducted for this assessment and data from the United Methodist Church Food Pantry in Red Hook, over the last several years there has been an increase in the need for food assistance in the study area. From January 2018 to January 2023 there was a 137% increase in the number of seniors, a 130% increase in the number of children (part of families), a 75% increase in the number of all adults, and a 35% increase in the number of families using the food pantry.

While the need was greatest during the pandemic, there are many households who still rely on the food pantries in a way they were not before. Inflation of food prices and other rising costs are blamed for this relatively new increased need. High housing prices in the area also reduce the amount of money available for people to spend on other necessary costs, such as food. Additionally, a recent reduction in SNAP benefits has made it difficult for some households to meet their food needs.

“Sometimes I can’t afford my car insurance, rent and groceries. Yesterday I had to figure out which food I really needed and only left with coffee so that I could get through work” – Survey Respondent

There are several existing food assistance resources in the Red Hook and Rhinebeck communities including:

- several church-run food pantries,
- Red Hook Responds,
- Dutchess County Community Action Partnership, Red Hook Food Pantry
- Dutchess County Office for the Aging Friendship Center and Homebound Meal Delivery
- The Red Hook Harvest food backpack program, and
- Meals on Wheels
- Four Corners Community Farm

The creation of the “Local Food Exchange” under Red Hook Responds has increased the capacity of the different food assistance organizations. The Exchange created a donation system and website. Produce and bread donated from local farms, businesses and individuals is listed on a website where food assistance organizations can order the food and pick it up.

While the food support groups have increased their capacity and are mostly able to meet the growing need, there are concerns about cold storage and the availability of fresh foods, transportation of food from the food bank to the pantries, and reliance on volunteers who themselves have limited capacity and may be elderly. **There is a need to consider how to sustain the work being done around food support when the majority of this work is led by volunteers.**

Volunteers interviewed for this study expressed **concern for people who are homebound and have few or no transportation options and are therefore unable to access food support resources.** One food pantry has received numerous calls from people seeking food delivery, although this is not a service it provides. There are no data to know how widespread this challenge is. However, given the rural character of the communities and the growing elderly population, it is likely that food delivery is a growing need.

Food quality and diet are also areas of concern within the food support system. Some pantries lack cold storage and so are unable to offer fresh food. It was also pointed out that for individuals who do not have time or the facilities to cook in, prepared food is a preferable option to unprepared food.

Childcare

Childcare is a critical service in any community. Quality childcare supports healthy child social, emotional, and educational development. Parents and guardians depend on childcare to be able to work and even to participate in

civic and community activities. Without affordable and high-quality childcare options parents and guardians may not be able to work. This can lead to stress on household budgets. Employers may also feel the effects of insufficient childcare options in a community when they are unable to find employees to fill positions.

When asked “which job-related activities would you like help with,” 10% of respondents chose “Finding reliable and / or affordable childcare.” As the answer from a list of choices, nine respondents (3%) reported that they have lost a job because they did not have reliable childcare. Below are some numbers from the survey respondents.

23% (71 people) have children under 18 in their home

55 need some sort of childcare

22 need daycare

23 need before and after school care

4 need care during evening hours due to work schedules

3 need care for a child with special needs

1 needs care during summer and other school vacations

1 needs Pre-Kindergarten

1 needs care occasionally in the evenings or when school is not in session

According to **data from the Child Care Council of Dutchess and Putnam, Inc.**, there has been a **decline in childcare facilities from before Covid-19 to now**. In the Town of Red Hook, the capacity or positions for infant, toddler, preschool, and school age care all decreased since the pandemic. In the Town of Rhinebeck there was also a decrease in capacity for most childcare types except for preschool positions (age 3-5).

Not only is it difficult to find childcare but the cost can be exorbitant. The Economic Policy Institute maintains an estimated household budget based on area costs.

According to the estimate, a two-adult and two-child household would need more \$10,000 to afford all basic costs including housing, food, childcare, transportation, healthcare, other necessities and taxes. **High childcare costs are a major driver of high household budget costs** for households with children.

ECONOMIC POLICY INSTITUTE – HOUSEHOLD BUDGET CALCULATIONS DUTCHESS COUNTY 2022

Source: Economic Policy Institute, Household Budget Calculator, March 2022

	Per month total budget	Housing	Food	Childcare	Transp.	Health care	Other necessities	Taxes
Two adults, two children	\$10,042	\$1,439	\$892	\$2,523	\$1,289	\$1,467	\$845	\$1,588
Two adults, one child	\$7,692	\$1,439	\$704	\$1,032	\$1,176	\$1,429	\$777	\$1,134
One adult, one child	\$6,456	\$1,439	\$455	\$1,032	\$980	\$854	\$686	\$1,009
Two adults	\$5,239	\$1,138	\$566	\$0	\$1,092	\$1,019	\$617	\$807
One adult	\$3,959	\$1,068	\$309	\$0	\$893	\$509	\$499	\$682

Source: Economic Policy Institute, Household Budget Calculator, March 2022

Youth Services and Opportunities

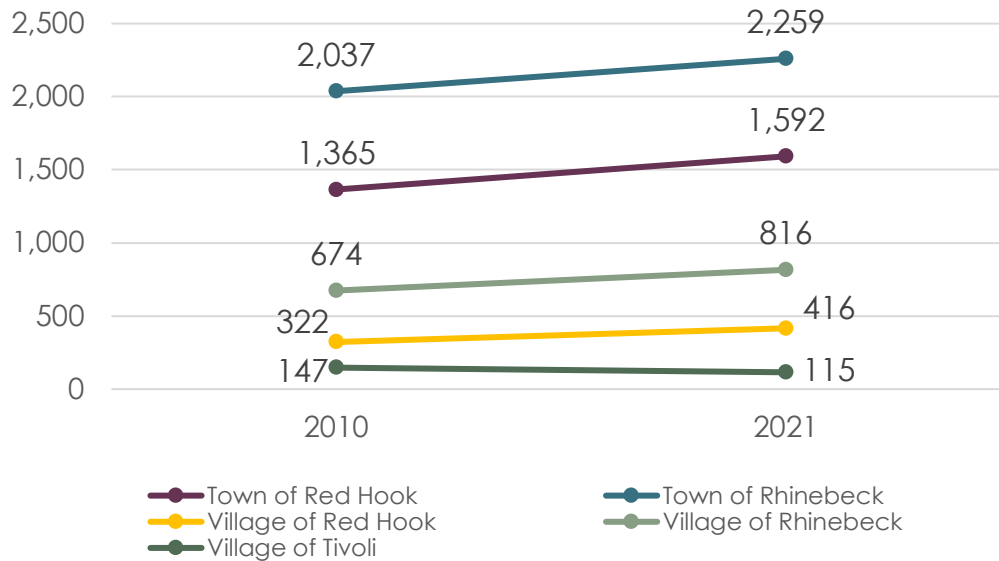
The need for youth programming and services was expressed by the community. The Red Hook Community Center, CultureConnect, the public libraries, and other service providers already offer many youth services but the fact that the community articulated this need suggests there is either a mismatch between what is offered and what is needed, or the advertisement of existing programs and services is not reaching those seeking youth services.

Specific youth-oriented service and program requests from surveys and community meetings include:

- Youth internship, mentorship, and apprenticeship opportunities tied to career paths
- LGBTQ support center that is outside of the schools
- Community-based activities such as art, music, and science, technology, engineering, and math (STEM)- related activities, especially during winter months
- Life skills programs, learning strategies and therapy support
- Outdoor activities and experiential learning
- Activities related to diversity and equity
- Homeschool resources

Senior Services, Opportunities and Aging in Place Support

NUMBER OF PEOPLE 65 YEARS OR OLDER



Source: U.S. Census, American Community Survey 5-Year Estimates 2010 and 2021

- Programs for active seniors
- Assistance navigating existing services and resources for the aging
- Legal assistance
- “Handyman” services at reduced costs or by volunteers – seniors may not be able to keep up with or afford the costs of home repairs, yard maintenance, and adapting homes to make them more accessible.
- Caregiving services
- Transportation services
- Food support
- Financial assistance for seniors on fixed incomes
- Technology assistance
- Rental medical equipment for people with disabilities

Across the study region the number of people 65 years or older is growing. From 2010 to 2021 there was a 14% increase in the number of people in this age group.

Many seniors are on fixed incomes, face mobility limitations, have special housing requirements, and have increased healthcare needs. As this population increases in number it is essential that communities consider how to support seniors and provide opportunities for them to age in place.

As part of this study there was a community meeting focused on the needs of seniors. Some of the needs identified during this session and through interviews include:

Pedestrian Safety

The most vulnerable community members are often those who do not drive. Seniors, children, people with disabilities, and people unable to afford a vehicle may depend on walking, biking, or other non-motorized transportation to reach their destinations. **People-centered communities where community members are valued and taken care of, are those that prioritize pedestrian safety.**

Numerous community members voiced concerns about traffic and pedestrian safety during this study. In community meetings, interviews, and on surveys people reported on the dangers of certain intersection crossings at critical locations such as near the post office in the Village of Red Hook, of speeding cars and lacking traffic law enforcement, and a lack of sidewalks in many parts of the community. One community meeting participant who was in a wheelchair stated that he had nearly been hit by a car four times. People pointed out that, especially in the more rural parts of the communities, bicyclists and pedestrians are not safe.

PERCENTAGE OF THE POPULATION AGED 65-74 THAT HAS A DISABILITY*

Town of Red Hook	Town of Rhinebeck	Village of Red Hook	Village of Rhinebeck	Village of Tivoli
42%	45%	59%	57%	62%

** From the U.S. Census American Community Survey. The survey considers six disability types: hearing difficulty, vision difficulty, cognitive difficulty, ambulatory difficulty, self-care difficulty, and independent living difficulty. If a person has any of the six disability types they are considered to have a disability.*

If current trends continue and the number of seniors continues to increase, these communities can also expect to see a growing number of people with disabilities since seniors are more likely than people in other age groups to have a disability. The mobility of this population must be considered. Increasing public transportation options, focusing on pedestrian safety, and following ADA guidelines for accessibility are important ways that communities can proactively increase the mobility of this group.

Community Cohesion and Diversity

During the community meetings conducted for this study people spoke about the need to improve community cohesion. Community cohesion is a term to describe communities where residents feel bonded together, share a vision of their community, have opportunities to interact with one another in a positive way, and have a sense of belonging. Communities with strong cohesion are also welcoming to all members of the community despite political affiliation, economic status, education, age, or sexual, cultural, ethnic, and racial differences.

Several participants in community meetings said that as people of minority racial and ethnic groups, they do not always feel as welcome and as safe in the community as they would like. They would like to see more opportunities for cultural diversity and more signs that the community welcomes people of different backgrounds. Issues of diversity were also mentioned several times in survey responses. The organizations CultureConnect, Four Corners Community Farm, Red Hook Community Center, and Red Hook Public Library had an event in 2022 to celebrate the Mexican holiday, Dia de Muertos. Community members mentioned that they would like to see more events like this one.

Participants spoke about the undocumented population within the community and how this group is often underrepresented in public discussions and hidden from the mainstream community culture.

Participants also spoke about how the communities of Red Hook and Rhinebeck are not immune to national trends of political polarization and that they are seeing divisions within the community similar to those that are happening across the county.

Some participants talked about how the high number of tourists is problematic for the community since the local governments and businesses cater to non-residents.

There were also comments about how the village centers do not have enough public gathering space. Public space is where community members have chance encounters and is important in providing the physical space for informal community dialogs to take place.

Communications

There was also emphasis on the need for improved communications about what is happening in the community.

As print media becomes rarer and reliance on online platforms more common and dispersed, communities are challenged to share important information about services, events, and programs. The methods to reach people are more splintered now than ever. The people who need assistance the most are sometimes unaware that resources and opportunities exist within their community. Others in the community might be more active and involved if they knew about events and programs in time to attend them. There is often an assumption that everyone has access to the internet, but this is not the case. Those without internet access may be left isolated and unable to access news or other important resources. Between 6%-10% of households in the Red Hook and Rhinebeck communities do not have an internet subscription or cell phone with internet access (U.S. Census, American Community Survey, 2021).

During one of the community engagement sessions, a participant said that she does not have access to the internet and does not own a cellphone. She said she is unable to afford the costs of these things and her primary mode of communication is a landline at her home.

Several people also reported that existing communications are inconsistent, and that there is no centralized place (either online or physical place) to find out about what is happening in the community. The local news sources are primarily available online.

“Where do people go to get information about local activities and organizations? The info seems so scattered and hard to find sometimes. It requires quite a bit of time and effort to find out what’s going on.” -Survey respondent

Reliance on “Local Heroes”

Through interviews and from input during community meetings, it became clear that a dedicated group of volunteers are helping to meet the needs of people in Red Hook and Rhinebeck. For example, the small transient and homeless population in the Village of Red Hook is often helped by the manager of the Mobile Station in the village center, or by Sergeant Hildenbrand from the Village of Red Hook Police Department. These individuals might provide a meal, clothing, or connect a person to resources in the community. As another example, a group of parents in Red Hook have worked for over eight years to deliver food boxes to families with children in the public middle and high school. They saw a need, organized, and have spent countless hours over the years helping their fellow community members.

These small and informal support systems are extremely important and nimble in a way that more formalized structures may not be; a need arises and an individual or group of people responds. However, it is important to consider that essential needs are being met by individuals who could, for many possible reasons, leave the community or be unable to continue their service. When an individual or group of individuals provides valuable services for a community it is important to plan for the long-term sustainability of these efforts.

Regionally Affected Community Needs

Healthcare

The Red Hook and Rhinebeck communities benefit from having Northern Dutchess Hospital in the community. During community meetings for this study participants spoke about the central location and quality of this institution. However, there was also a significant amount of discussion around the challenge of accessing certain types of healthcare in the area. There were reports of not being able to find a primary care physician or other needed providers. People discussed the long wait times to get appointments, and the high costs of care and of prescription drugs. At the senior-focused community meeting conducted for this assessment many people spoke about concerns around healthcare access; one man said he was diabetic and because he was unable to get an appointment with a doctor, he feared he would lose access to his insulin.

Denise George, President of Northern Dutchess Hospital was interviewed for this study. She reported that in a recent analysis of health needs for the hospital, mental health, substance abuse, and chronic diseases like diabetes and obesity are at the top of the list of health concerns in the community. George also spoke about how transportation challenges limit people's access to care, lead to depression since people are homebound and isolated, and contribute to poor nutrition since people are unable to access fresh foods. George explained that finding primary care doctors in the area is an ongoing challenge. She also explained that healthcare staffing can be challenging when there is not affordable housing available in the communities to house the needed employees. The entire Hudson Valley region is enduring a shortage of doctors, nurses and other healthcare workers, this inevitably affects access to care in the study area.

Health insurance is a predictor of good health because insured people are more likely to make regular visits to providers and seek preventative care. Around 2% of survey respondents reported they do not have health insurance. According to Census data, the percentage of people without health insurance in the Red Hook and Rhinebeck communities ranges from 2% to 9%. There are differences in health insurance coverage by race and ethnicity across the study area. For example, across the board, there is a higher percentage of people who identify as Black or African American alone who are uninsured compared to people who identify as White alone.

Certain age groups have a higher percentage of people who are uninsured. The Village of Tivoli has the highest percentage of residents without health insurance at 9%. Of persons aged 26 to 34 in the Village of Tivoli, 29% were uninsured. For persons aged 35 to 44 this percentage is 34%. There is also a large percentage of people aged 35 to 44 in the Village of Rhinebeck without health insurance (28%).

Public Transportation

Between 4% and 7% of households in the study area do not own a vehicle (U.S. Census, American Community Survey, 2021). One of the top issues voiced in interviews, at community meetings, and in the surveys is frustration about the **lack of public transportation** options.

“I can’t get to where I want to go. I can’t drive and public transportation is limited. Medical appts. In Rhinebeck, Kingston, Poughkeepsie. Can’t get to e.g. shoe store but can’t check fit buying online. For mental health I need to access nature and trails outside village. I feel trapped.” – Survey Respondent

Community members expressed the following specific transportation needs:

- More public transportation options
- More frequent bus transportation
- Transportation one to two times a week to and from Kingston
- Free transportation to a grocery store
- Transportation that is affordable to seniors
- Transportation from Tivoli to Red Hook and Rhinebeck

There was also a discussion about how an existing nonprofit, Friends of Seniors, that was providing transportation will be ending this service. There was a suggestion that there are volunteers who would want to offer rides to those in need but that this needs to be formalized.

As a mostly rural community with low population density, the financial feasibility of a more robust public transportation system is difficult to achieve. While this is recognized as a hurdle to meeting local transportation needs, the lack of public transportation is significantly affecting people who are unable to drive. Social service providers interviewed for this study, including those who provide food support, mental health care, physical health care, and others, all name transportation as a barrier to meeting community needs.

Employment and education opportunities are also constrained by limited public transportation options. The public bus system in northern Dutchess County is limited in the area it covers and in the frequency of service. The City of Kingston is an important employment and cultural destination for people in the Red Hook and Rhinebeck communities. To get to

Kingston using public transportation people must first travel to Poughkeepsie, which adds a significant amount of time to the trip, making it impractical for many people.

The City of Poughkeepsie is an important destination because it is where many public and health services are located. Survey respondents and participants in the community meetings reported that service to the county's largest city is not frequent enough.

Other needs related to transportation that were suggested by community members include smaller vans that do door-to-door service, direct connections to the City of Kingston, and a ride program for seniors and mobility impaired to and from doctor appointments and grocery stores.

“I worry about duplicating effort rather than improving existing resources. Work with County to improve if not increase bus schedule. More flex buses; RH [should] consider contracting for Dial-a-ride. Support and augment Friends of Seniors medical ride service.”– Survey Respondent

Michael Grattini, Director, Division of Public Transit, and Amanda Sammon, Assistant Director of Public Transit, both from the Dutchess County Department of Public Works, were interviewed for this study. They spoke about existing and new transportation initiatives that will benefit the area including the expansion of an ADA flex-service which provides service within ¼ miles of a fixed route to anyone who has a disability for \$3.00 with a reservation made the day before, although reservations can be made up to 30 days in advance. At this time the service does get booked up. Currently the program runs from 9:00 a.m.- 2:00 p.m. and the expansion will increase the hours to 7:00 a.m. – 5:00 p.m.

Upon hearing the issues and ideas around public transportation in Red Hook and Rhinebeck they explained that there are some options that should be considered. These are discussed in the recommendation section of this report.

Mental Health

Across the United States **mental health** issues are on the rise, and the communities of Red Hook and Rhinebeck are no exception.

In the survey conducted for this study, 49 respondents listed their own mental health issues in their top five needs. Three survey respondents reported that they are not working because of mental health issues.

Due to the rural character of northern Dutchess County, mental health care services are often difficult to access. A dearth of mental health care workers in the area further adds to the challenge; high living costs in northern Dutchess County and relatively low wages for healthcare workers were identified as contributing to this issue. Insurance reimbursements for care, and transportation to and from care were also identified as barriers to treatment.

Red Hook Central School District counselors interviewed for this study report that **prior to the pandemic they may have seen one to two students a year hospitalized for mental health issues but now this occurs on a weekly basis**. Counselors described being stressed to meet the increased mental health needs and feeling unable to serve the wider student body as they would like. They point to the isolation caused by the pandemic, and stress related to housing insecurity and poverty as culprits for the surge in mental health issues among youth. They also talked about how increased use of screens and social media were growing concerns and that they may also be related to the mental health issues of young people.

According to Katie Castell, the Enhanced Coordinated Children's Service Initiative Coordinator at Astor Services, there is an acute need for more child psychiatrists.

Other specific mental health care needs identified by professionals interviewed for this study include:

- Residential treatment facilities with psychiatric care – currently there are no beds for youth over the age of 14 in the county. When a child requires psychiatric treatment, they must leave the county to access this care. This affects the family's ability to be in contact with the child and involved in the treatment.
- Expansion of Home-Based Crisis Intervention - Dutchess County has a single mobile crisis unit that serves the entire county. In Red Hook and Rhinebeck communities, parents or guardians facing a mental health crisis involving children are often instructed to call the police because the crisis unit is not available. This desperate response positions caregivers against their children and places an unfair burden on law enforcement officers, who may not be trained in de-escalation during such a crisis.

- Children's Action Team – There is a need for a county team of mental health professionals that follows children exiting hospitalization to ensure the child receives the appropriate services and interventions. Currently there is a gap between hospitalization and therapy with a limited continuum of services for youth with Medicaid (Health Home/care coordination) and Children and Family Treatment and Support Services (CFTSS). Additional continuum of care services can be provided to specific populations by Child Welfare, the Youth Bureau, through probation, and other community agencies such as MHA of Dutchess, NAMI, Family Services.
- School-based clinics – School-based clinics extend counseling care within schools and means that students do not have to leave school to receive care. School clinics are also able to distribute information to students and families about services available in the community. Red Hook CSD is looking to add a school-based program. This clinic would serve high need students and increase school counseling staff capacity.
- Housing-first model – if people are facing housing insecurity, they may be unable to manage their own mental health care. Children in families that do not have a safe and secure place to live are more likely to experience mental health issues and are less likely to recover.
- Educational campaign on value of mental health care –School counselors find parents are sometimes reluctant to utilize existing services because there remains a stigma around receiving mental health care.

Mental health care professionals are proactively working on the challenges of mental health care in the Red Hook and Rhinebeck communities, and greater Dutchess County. The **Northern Dutchess Mental Health Collective** was formed in the fall of 2022. The group meets once a month to develop resources for the mental health and community needs of children and families in northern Dutchess County. The Collective is working with the school districts and has helped to organize the first of an annual day-long event to bring together community therapists, doctors, counselors, psychologists, mental health practitioners working with students for learning and professional discussion. The Collective is also developing a speaker bureau which will include a list of mental health professional speakers. It is also compiling a user-friendly mental health practitioner list as resources for the community and is creating a general resource list for families.

Resources:

- Dutchess County "Helping Out Families Guide" [Dutchess County Helping Our Families Guide | Astor Services | ...Because every child deserves a childhood. | ...Because every child deserves a childhood.](#)

Attainable Housing

Rising housing costs in the Red Hook and Rhinebeck communities are an urgent and critical concern of many people who gave input for this study. Purchasing a home is out of reach for an increasingly large portion of the population as housing prices rise more rapidly than incomes. Renter households are especially vulnerable to housing insecurity as rents reflect the high-cost market. Families that have been in the area for generations report that they are finding it difficult to stay in the community.

According to the U.S. Department of Housing and Urban Development, households spending **no more than 30%** of their total household income on housing costs are considered to be in an **affordable** situation. Households spending **more than 30%** of total income on housing costs are considered **cost burdened**. Households spending **more than half of total income** on housing costs are considered **severely cost burdened**.

Across the study area, a significant proportion of households are either cost burdened or severely cost burdened.

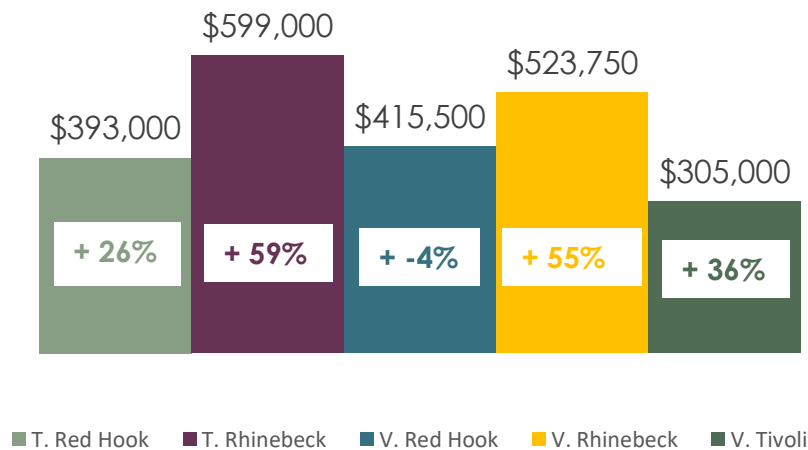
Households that are cost burdened or severely cost burdened may not have enough household income to afford other necessary expenses such as food, clothing, transportation, or healthcare. These cost-burdened households are also unable to save money for unexpected expenses.

The median sales price of homes in the study area has risen significantly since 2012. The Town of Rhinebeck experienced the highest increase at 59%.

Median sale prices were highest in the Town of Rhinebeck at \$599,000 as of 2022, followed by the Village of Rhinebeck at \$523,750. As compared to other geographies in the study area the Village of Tivoli had the lowest median sales price in 2022 at \$305,000.

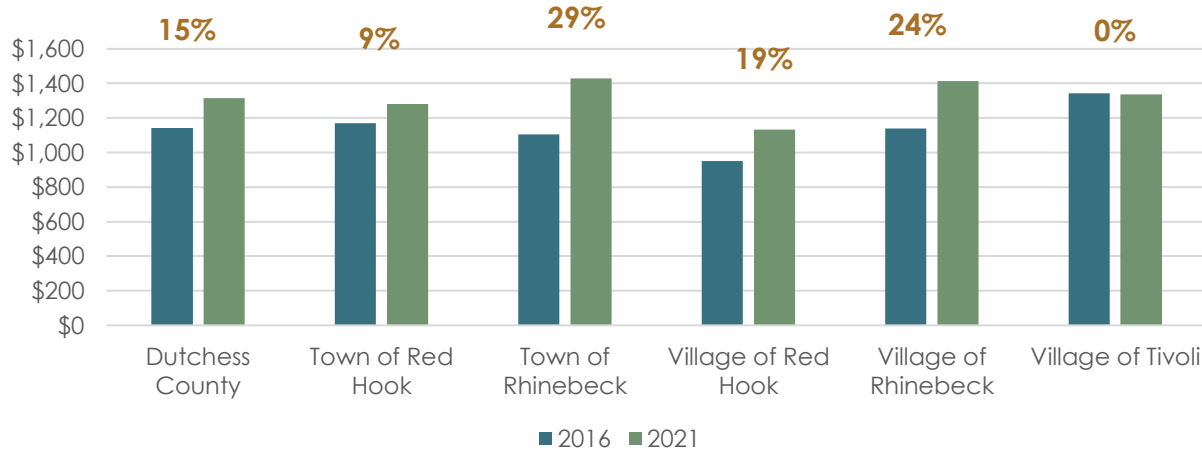
Prices have continued to climb in most areas.

MEDIAN SALES PRICE 2022 AND % CHANGE SINCE 2012



Source: Office of Real Property Tax Service (ORPTS) 2022

MEDIAN RENTS - 2016, 2021 AND % CHANGE SINCE 2016



Source: U.S. Census, American Community Survey, 5-Year Estimates 2021

household with this income can afford around \$2,200 in monthly housing costs. However, non-family households, defined by the Census as people who live alone or share their residence with unrelated individuals, typically have significantly lower median incomes than family households or married-couple families. In the Village of Tivoli, the median non-family household income is \$33,839 and in the Village of Rhinebeck it is \$39,917. A household with the median non-family income in Tivoli can afford monthly housing costs of around \$845.

Data also show that there are differences in median household income by race and ethnicity in the study area where white and Asian alone households have higher incomes than other groups. Across all geographies in the study area there is also a discrepancy in median earnings by sex. In all areas males have higher median earnings than females. This means that on average women may have a more difficult time affording housing costs. The largest difference between male and female earnings is in the Village of Tivoli where the median earnings of males is \$51,000 while for females it is only \$11,216.

According to the input received for this study, there is a special need for affordable housing that is close to services and public transportation. Housing that is close to services and employment opportunities often means households are able to spend less on transportation costs.

Median rents have also increased in most areas of the study area since 2016. The exception is in the Village of Tivoli where, according to 2021 data, rents are nearly the same as they were five years before.

Housing affordability is a matter of housing prices and of income. According to household income data from the U.S. Census American Community Survey from 2021, the median household income in Dutchess County is \$87,112. A

Many seniors are on fixed incomes and cannot afford the rent increases they are experiencing, or if they are homeowners the increase in taxes. Seniors in the Village of Red Hook benefit from the centrally located Red Hook Commons senior housing project, but the need exceeds the supply according to community input.

Community members also raised the issue that rising utility costs and taxes compound the challenge of housing affordability. **Steep housing prices put pressure on household budgets and this manifests itself in more people needing assistance with other needs like food.** School counselors from the Red Hook Central School District report that they are seeing more students at risk for homelessness, and this is in part because there is a lack of housing that is affordable in the community.

RECOMMENDATIONS



Grow Operational Capacity of Local Food Security Providers

Food support organizations depend primarily on donations and volunteers. The Red Hook and Rhinebeck areas are well served by the existing food support organizations but unless housing and food prices come down, the need is likely to continue to grow. It is important that these organizations consider long-term sustainability of operations and develop strategies to ensure they can keep up with the needs of the community. Organizations including local church-run food pantries, Red Hook Responds, Red Hook Harvest, Meals on Wheels, and Four Corners Community Farm should consider the following actions:

- **Meet as a network.** Each food support organization is operating somewhat independent of one another but toward the same end: to keep community members fed. Sharing and coordination of efforts among the various groups may bring gaps to light and extend the organizational capacity of individual organizations.
- Continue the **Red Hook Responds Local Food Exchange**. The Exchange has increased organizational coordination and capacity, has reduced food waste, and supported a farm-to-pantry model where local farms can easily donate food to food support organizations.
- **Collect and share data** to understand needs and trends within the communities. Organizations that use the Hudson Valley Food Bank are already required to collect data on persons served. This data should be made available for all organizations working in this area to understand where the needs are growing.
- **Identify organizational vulnerabilities** and strategize to fill gaps. Organizations should ask whether they have enough volunteers? Are there unmet needs in the community that the organization would like to address? What other vulnerabilities does the organization have and how can they reduce these vulnerabilities?
- Create a **volunteer opportunity list** for the entire food support network. Volunteer opportunities should be specific to job and location. Red Hook Responds Local Food Exchange might host this list on their website since this organization is already serving in a coordinating role. The list should also be available on paper for people who do not have access to a computer.
- **Actively recruit volunteers** at community events and through community communications.
- Identify pantries that would benefit from an **increase in cold storage** and direct donations toward this investment.
- Develop a **system to transport food to homebound residents**.
- **Promote local production of fresh food.** The communities of Red Hook and Rhinebeck have numerous working farms. This is a strength that should be leveraged to ensure people in need of food support have access to fresh

and healthy food. Grant funding could be used to support local farm production of food for food support organizations.

Example: In the City of Newburgh, the Newburgh Urban Farm and Food Initiative is a small grant-supported nonprofit that employs Newburgh residents, provides fresh local produce to the community, and supports community gardens. [Newburgh Urban Farm and Food Initiative - NUFFI](#)



Increase Childcare Options and Capacity

Survey respondents expressed a need for more daycare, before-and-after school care, childcare for children with special needs, evening care, summer care, and pre-kindergarten.

While childcare is regulated at the state level, there are some actions that local government and organizations can take to support childcare providers to increase capacity and quality.

- Convene childcare providers in the area to understand challenges and needs.
- Develop plan to increase capacity based on understood needs.
- Create a centralized website that lists existing childcare services and resources.
- Work with school districts to distribute information about existing childcare services and resources to families on an annual basis.
- Identify low-cost space for the purpose of childcare service. With decreased student enrollment numbers, schools may have empty classroom space that can be repurposed for needed childcare services.
- Work with the Dutchess Community College, Day One Learning Center in Poughkeepsie, and other training organizations to recruit students with childcare training who might want to open a new childcare center in the community.



Expand School Internship Programs

The Rhinebeck CSD and the Red Hook CSD should work with employers in the area to develop a robust school internship program. The school districts should consider offering course credit for participation in an internship program and encourage all students to participate.

In the creation of a high-quality program it is important to consider the types of internship positions and whether these will provide valuable learning experiences. Students should be matched with opportunities based on their interests and talents. Employers who are working with interns should be required to attend a training on how to make it a positive experience for the students.

Transportation to and from internship sites is another consideration in such a program.

Employers may see school internship programs as the first step in a job training program. Some interns will decide they want to work in the field of their internship and there should be a pathway for them to do so that follows the initial internship.

One of the largest employers in the area, Nuvance Health, the owner of Northern Dutchess Hospital recently launched a new Regional Career Navigator and Workforce Development program. The director of this program is eager to work with the Red Hook and the Rhinebeck school district to launch a student internship program.



Prepare for a Growing Senior Population

Unless there is a dramatic shift in current demographic trends, the communities of Red Hook and Rhinebeck can expect their senior population to continue to grow. Communities can actively plan and prepare for a growing senior population. As a group, seniors are more likely to:

- live on a fixed income
- need a higher level of medical services and care
- have limited mobility due to a physical disability
- be unable to drive
- be out of the workforce

Seniors are also more likely to serve as volunteers in their communities.

The communities of Red Hook and Rhinebeck should consider taking actions to achieve the following:

- Encourage the development of affordable senior housing options that are located within walking distance of village centers. The development process for such projects can be streamlined to shorten the length of time it takes to review and approve such projects. If appropriate publicly owned land or vacant buildings exist, communities can also issue a request for proposals for the development of said land or buildings for affordable housing.
- Support programs and services for seniors through municipal funding and grants
- Make volunteer opportunities known and available for seniors who are interested
- Support public transportation options specific to seniors' needs to get to medical appointments and to the grocery store
- Prioritize pedestrian safety (see next recommendation)

Some seniors in the study area already benefit from membership of Rhinebeck at Home, an aging-in-place organization. Members pay an annual fee to support the organization which offers regional fieldtrips to places of interest, educational programming, driving services upon request, regular walking opportunities, lunch meetings, and fulfills requests for assistance with a variety of tasks such as changing a lightbulb. This incredible model of an organization should be considered for the other communities in the study area.



Prioritize Pedestrian Safety

People-centered communities are those that prioritize pedestrian safety.


Given the high number of comments related to pedestrian safety and the importance of this issue on quality of life, pedestrian safety should be a priority. The municipalities should consider funding a cross-municipal pedestrian safety study that identifies areas of concern throughout the communities, key places of intervention, and strategies to improve pedestrian safety to increase resident mobility, and to create key connections between important destinations.

The Towns of Red Hook and Rhinebeck should also consider the formation of a traffic/pedestrian safety committee. This formalized group of volunteers could inform and oversee the pedestrian safety study, write for grants related to pedestrian safety improvements, and receive community input about pedestrian safety issues which are shared with the highway department, planning department, and public safety officers.

The Village of Rhinebeck had a Pedestrian Task Force in 2011. This group of volunteers produced a report detailing the need for pedestrian improvements in the community, a sidewalk improvement strategy, and recommendations. Future work should build off the improvements identified in this report.

Additionally, the municipalities should work with their law enforcement officers on strategies for improving pedestrian safety and the enforcement of existing traffic laws.

Low-cost improvement such as well-painted crosswalks and flashing lights are key crossings would increase visibility of pedestrians at key locations and improve safety.



Create and Enhance Public Community Spaces

In the communities of Red Hook and Rhinebeck the creation of new or the enhancement of existing public space would support the need for more community cohesion by providing a space for people of different backgrounds to come together. Public space provides an opportunity for people to interact with other people in their community who they might not otherwise. These interactions are important in creating and strengthening social bonds, which are a key component of individual wellbeing and to community building.

Well-designed public spaces should be accessible to residents of different groups and abilities, be safe, have places where people can linger such as benches and tables, be aesthetically inviting, and have trees that provide cooling benefits during hot months. It is also important to consider programming in public spaces that invites diverse community members to utilize the space and to give a sense of ownership of the space. For example, school children who contribute to a mural in a public space may have a connection and sense of belonging in the space.

The new or enhanced public space could also be a site for a community bulletin board where community programs, events, and services can be advertised (see communication recommendation).

There are other benefits to having high-quality and centrally located public spaces such as increased traffic for local businesses and an enhanced sense of place, and increased pedestrian safety.



Improve Community Communications

The municipalities of Red Hook and Rhinebeck should consider coordinating communications to amplify messaging and to ensure residents are informed about local events, programs and services that are of interest to them.

The sharing of resources across communities improves the quality of options for all residents. For example, Rhinebeck residents may utilize programs at the Red Hook Community Center, and Red Hook residents may take a trip to the Village of Rhinebeck to go to Upstate Films or the Starr Library.

The following are communication strategies that should be considered:

- Monthly newsletter sent in the mail to all residents and email blast that lists ongoing and upcoming events, programs, and services.
- Physical bulletin boards (as opposed to virtual ones) that are centrally located in each village or hamlet.

Other services providers working in the area might consider coordinating their own communications with other organizations to provide information to residents in a single and consolidated space.

Example: Kingston Happenings ([Kingston, NY Kingston Happenings](#)) is an online central repository of things to do in the community. The Kingston Business Alliance launched the site in 2016 and now Brickyard Ventures runs and manages the site.



Enhance Rural Transportation Options

Most public transportation services in the study area are provided by and funded by Dutchess County. There are, however, actions that local municipalities can take to improve the public transportation options in their communities.

Michael Grattini, Director, Division of Public Transit, and Amanda Sammon, Assistant Director of Public Transit from the Dutchess County Department of Public suggested the communities consider the following options:

- Consult with Ulster County Department of Transportation about the possibility of **reinstating a cross county connector between the City of Kingston and the Red Hook and Rhinebeck communities**. Dutchess County does not have the authority to cross counties, but Ulster County, which applied for this authority from the state, does. There was a connector, the Dutchess Ulster Connector (DUC) which had low usership and was discontinued. However, the need for such a connector was mentioned several times during this study and there may be an option to re-start such a service if the need is demonstrated.
- Follow the model of the **Northeast Community Center in Millerton** to **create a locally run dial-a-ride service**. Seniors and medical appointments are given priority in this service but is available to anyone in the community. Rides must be booked five days in advance and are free of charge to the rider, although donations are requested. The service is also used frequently for bank and grocery trips. On average there are about 200 trips per month. The program is advertised through social media, mail out post cards, and flyers at local supermarkets and stores. Program funding comes from a Federal Transportation Administration (FTA) 5310 grant from the New York State Department of Transportation which requires a match. This match is met with contributions from the participating municipalities and foundational support. The grant has different components for mobility management, operations, and capital funds to buy vehicles.

FTA Section 5310 (Enhanced Mobility): "Provides funding for programs that support the transportation needs of the older adults and people with disabilities, especially where public transportation services are unavailable or not sufficient. Funds are available to non-profit organizations or public agencies to purchase and operate buses for elderly and disabled transportation. Projects in Dutchess County must be consistent with the our [Coordinated Public Transit-Human Services Transportation Plan \(.pdf\)](#). See [FTA's Section 5310 website](#) for more information."

The communities should also consider supporting a **formalized volunteer model**. Municipalities could fund an existing nonprofit to organize and help facilitate the program. Tasks would include organizing and updating a volunteer list, advertising the program, and creating a system to match people in need of a ride with volunteers.

Formalizing community drivers can also mean offering drivers an incentive through a reimbursement program. The communities should consider working with the county to develop such a program.

Example: Transportation Reimbursement Incentive Program (TRIP), Riverside, CA – A partnership between the county transportation commission, the county office for aging, and various foundations and participating communities. Community members drive older adults and persons with disabilities to medical appointments and other destinations and are reimbursed for doing so.

Another model of rural transportation that should be considered is **ridesharing** where commuters share the cost of a van to and from employment destinations.

Example: Share the Ride North Carolina (STRNC) ShareTheRideNC.org

[Vanpooling](#) – riders pay a low monthly fare. The vehicle, insurance and maintenance are covered by a local public agency.

NOTE: During the time of this study the Town of Red Hook awarded a contract for a transportation service for seniors and elderly. Two electric vans will be available for group trips, but not for individual service. Funding for this new service comes from the town, federal grants and donations from the Ascienzo Family Foundation. This new service is much needed and will fill an important need.



Create Intergenerational and Multicultural Community Building Events and Activities

The communities of Red Hook and Rhinebeck should think creatively about developing and promoting events and activities to enhance cross-cultural and intergenerational community.

In the survey responses for this study numerous people requested more intergenerational and cultural activities:

“More regular community activities for all ages to do together (like art for families, culturally expansive and inclusive programs, drumming, singing), service learning, apprenticeships, and outdoor education opportunities” – Survey respondent

“Locals, young adults and older residents can feel very isolated and alone. We need a community center with ongoing programs, games, book nook, newspapers, card tables, pool table, a stage for kids to pretend or play music, etc. It should be open to the public, near/with a coffee/snack shop.” – Survey respondent

“(There are) few opportunities for kids to participate and feel part of a bigger community. (There is a) lack of diversity of family backgrounds in Rhinebeck” -Survey respondent

In pre-industrial communities in which multigenerational families typically lived together, intergenerational exchanges were common. When people's primary mode of transportation was walking, they were also more likely to encounter their neighbors, regardless of age, when they left their homes. Today, in many American communities, including the communities of Red Hook and Rhinebeck, people of different age groups often have little opportunity to interact with one another. Children spend most of their time in school, set away from adults of all ages, except for those who work in the school. After retirement, elderly people often become isolated within their own peer groups. This break in cross-generational exchange means there is little opportunity for young people to learn from their elders and for older people to experience the joyful energy of youth.

For people of diverse backgrounds, cultural events and programs that represent them are a way to make them feel welcome. People in the community meetings spoke positively about a celebration of the Mexican holiday Dia de Los Muertos and asked for more of this type of programming.

In designing intergenerational and multicultural programs it is important to consider several factors:

- What type of program will attract different ages, and groups of people who may not share a cultural background?
- What type of space is needed?
- What can be done in the program or event to encourage the exchange between people of different ages and groups?
- What time and day of the week is best to maximize participation from people of different ages and groups?

Another way to bring people of different backgrounds and ages together is to create community programs around common challenges. Some of the issues that were raised in by community members for this study might be a good place to start such as:

- Housing
- Food access
- Transportation
- Screentime, social media and the impact on mental health

These are issues that impact people across ages and cultural backgrounds. Creating educational programming around community needs is a way to unite people and to give them the tools to manage the challenges.

Resources: [Four Benefits of Intergenerational Programming \(benrose.org\)](http://benrose.org)



Support New Centrally Located Attainable Housing

Housing affordability is a major concern in the community, as expressed in surveys, interviews, and during community meetings. The communities of Red Hook and Rhinebeck should consider ways to increase housing options, especially for medium- and low-income households. There are many strategies that can be employed by local government to encourage an increase in housing opportunities such as the allowance of accessory dwelling units, regulation of short-term rentals, and mandatory inclusionary zoning which requires that a percentage of new units are made affordable. Communities can promote the development of more attainable housing options by modifying zoning to increase density and working with non-profit affordable housing developers to develop new affordable housing options on publicly owned land.

The communities should work with Dutchess County to understand what opportunities are available through the new Dutchess Housing Fund that is currently being established.

The location of housing is also an important consideration since households must spend more on transportation costs when they are far from services and places of employment.



Work With Legislative Representatives on Healthcare, Mental Health, and Transportation

Healthcare, mental health, and transportation are key issues in the communities of Red Hook and Rhinebeck.

There are some actions local municipalities and organizations can take on these issues as described in this report. However, health insurance reimbursements, healthcare worker pay, and state and county funding for healthcare (physical and mental health) and transportation are all decided at levels of government beyond the control of local government.

Local elected officials and community leaders should meet with their county and state representatives to make them aware that these issues are impacting the communities, support bills that will improve the healthcare and transportation systems and continue to be informed about these important issues.

APPENDICES

Existing Conditions: Community Metrics & Trends

The following section contains measures of demographics, economics, housing, health, and education. The section also contains an overview of area transportation, food access, and existing conditions.

Data are presented in a variety of tables, charts, and graphs depending on the type of information. Most data points are for the following geographies:

- Town of Red Hook
- Town of Rhinebeck
- Village of Red Hook
- Village of Rhinebeck
- Village of Tivoli

In instances where data are only available at the county level, data are included for Dutchess County.

Much of the data in the following section are from the U.S. Census Bureau. These data are primarily from the 2010 and 2021 American Community Survey 5-Year Estimates. The towns include the villages within, data for the Town of Red Hook are inclusive of the Villages of Red Hook and Tivoli, and data for the Town of Rhinebeck includes the Village of Rhinebeck.

Other data sources include:

- ALICE Threshold
- Office of Real Property Tax Services (ORPTS)
- Economic Policy Institute, Household Budget Calculator
- U.S. Department of Housing and Urban Development (HUD)
- Eviction Filings by Zip Code, New York State Unified Court System, Division of Technology & Court Research
- Behavioral Risk Factor Surveillance System (BRFSS)
- New York State Community Health Indicator Reports (CHIRS)
- New York State Office of Children and Family Services, Child Care Regulated Programs,
- New York Public Service Commission's Broadband Map
- Trust for Public Lands – ParkScore
- Environmental Protection Agency, National Walkability Index

Demographics

Total Population			
	2010	2021	% change
Town of Red Hook	11,225	10,113	-10%
Town of Rhinebeck	7,652	7,623	-0.4%
Village of Red Hook	1,875	1,921	3%
Village of Rhinebeck	2,749	2,684	-2%
Village of Tivoli	994	799	-20%
Dutchess County	296,152	296,012	-0.05%

Source: U.S. Census, American Community Survey, 5-Year Estimates 2010 and 2021

According to the most recent U.S. Census, American Community Survey data from 2021, the total population has declined in the Town of Red Hook over the last eleven years by 10% and by .4% in the Town of Rhinebeck. The Village of Red Hook, which is within the Town of Red Hook, had a population increase of 3%. Meanwhile, the other villages, Rhinebeck and Tivoli, both had a decrease in total population over the same period. The Village of Tivoli had the greatest percent drop at 20% (195 individuals).

Population decline or stagnation are common trends in much of the Hudson Valley region. Reasons for population loss are varied but may include smaller household size due to families having fewer children, a lack of affordability which drive some households to move to more affordable places, insufficient housing options, poor work opportunities, inadequate healthcare resources, unavailability of educational resources, transportation challenges, safety concerns, and a lack of recreational or cultural assets. As is demonstrated in some of the metrics below, the communities in the study area are facing some of these issues including challenges around affordability, housing, healthcare, and transportation.

Race and Ethnicity as a Percentage of Total Population

	Town of Red Hook	Town of Rhinebeck	Village of Red Hook	Village of Rhinebeck	Village of Tivoli	Dutchess County
Hispanic or Latino*	5%	7%	4%	9%	3%	13%
White alone	84%	87%	90%	82%	92%	70%
Black or African American alone	4%	2%	1%	1%	1%	10%
Asian alone	3%	2%	2%	5%	4%	3%
Some other race alone	0%	1%	1%	3%	0%	1%
Two or more races	4%	1%	3%	1%	0%	3%

*Of any race

Source: U.S. Census, American Community Survey, 5-Year Estimates 2021

As compared to the county at large, in the study area there is a smaller percentage of people who identify as Hispanic or Latino, or as Black or African American Alone.

Of communities in the study area, the Village of Rhinebeck has the largest Hispanic or Latino population at 9% of the total population.

The Town of Red Hook has the greatest percentage of population that identifies as Black or African American alone at 4%. The Village of Rhinebeck has the largest share of people who identify as Asian alone at 5%.

Hispanic or Latino Population As Percentage of Total Population and Number of Persons

	2010		2021	
	%	#	%	#
Town of Red Hook	3%	322	5%	502
Town of Rhinebeck	5%	364	7%	514
Village of Red Hook	7%	131	7%	68
Village of Rhinebeck	1%	16	9%	234
Village of Tivoli	3%	26	3%	22

Source: U.S. Census, American Community Survey, 5-Year Estimates 2010 and 2021

According to the 2010 and 2021 American Community Survey, the Hispanic or Latino population is growing in the Town of Red Hook, the Town of Rhinebeck, and the Village of Rhinebeck. However, in the Village of Red Hook and the Village of Tivoli the Hispanic or Latino population has decreased over the eleven-year period.

Considering the overall population decline in much of the study area, the Hispanic or Latino population will be an increasingly significant portion of the community if current trends continue.

LIMITED ENGLISH-SPEAKING HOUSEHOLDS

Limited English-Speaking Households by Language Spoken at Home Other Than English						
	Limited English Speaking Households		Spanish	Other Indo-European	Asian and Pacific Island	Other
	%	#				
Town of Red Hook	2%	52	32	0	3	17
Town of Rhinebeck	3%	89	23	4	62	0
Village of Red Hook	3%	24	16	0	3	5
Village of Rhinebeck	6%	77	15	0	62	0
Village of Tivoli	3%	10	10	0	0	0
Dutchess County	2 %	2,584	9,867	6,031	2,399	1,534

Source: U.S. Census, American Community Survey, 5-Year Estimates 2021

Some households in the study area identify as limited English-speaking. The Village of Rhinebeck has the largest percentage of households that fit this category at 6%, or 77 households (The Town of Rhinebeck includes the Village). Of the limited English-speaking households in the Village of Rhinebeck, 15 speak Spanish at home and 62 speak an Asian or Pacific Island language. Apart from in the Village of Rhinebeck, most households in the study area that are limited English-speakers speak Spanish at home.

Limited English speakers may be isolated by their inability to speak English and therefore not benefit from community resources. Language can act as a barrier to accessing job opportunities, healthcare resources, other services, and participating in civic life and local government. To reach people from this population and ensure they have the same opportunities that are available to the English-speaking population, communities may need to invest in translation services and English-language educational opportunities.

AVERAGE HOUSEHOLD SIZE BY TENURE 2021

	Owner	Renter
Town of Red Hook	2.6	2.07
Town of Rhinebeck	2.21	1.72
Village of Red Hook	2.31	1.97
Village of Rhinebeck	2.01	1.59
Village of Tivoli	2.25	2.01
Dutchess County	2.67	2.1

Source: U.S. Census, American Community Survey, 5-Year Estimates 2021

Average household size is greater in owner-occupied housing units than in renter-occupied units across the study area. The Town of Red Hook has the highest average household size for both owners and renters at 2.6 and 2.07 respectively. For both renter and owner households, all geographies in the study area have a smaller average household size than that of Dutchess County which has an average household size of 2.67 for owner households and of 2.1 for renter households.

Smaller average household size may indicate households have fewer children, and that there are more people living alone.

PERCENTAGE OF HOUSEHOLDS LIVING ALONE

	2010	2021
Town of Red Hook	24%	29%
Town of Rhinebeck	33%	38%
Village of Red Hook	32%	38%
Village of Rhinebeck	40%	42%
Village of Tivoli	31%	45%
Dutchess County	25%	28%

Source: U.S. Census, American Community Survey, 5-Year Estimates 2021

Across the study area the percentage of single-person households has increased from 2010 to 2021. In the Village of Tivoli, over 45% of households are people living alone, the highest percentage in the study area.

An increase in householders living alone means even with population decline there may be more pressure on existing housing stock since the population is spread over more households.

HOUSEHOLDS WITH OWN CHILD UNDER 18

	% of All Households							
	with Own Children		that are a Married Couple with Own Children		with a Female householder, no husband present with Own Children		with a Male householder, no wife present with Children	
	#	%	#	%	#	%	#	%
Town of Red Hook	876	25%	635	18%	184	5%	57	2%
Town of Rhinebeck	632	19%	491	14%	58	2%	83	2%
Village of Red Hook	216	25%	117	13%	89	10%	10	1%
Village of Rhinebeck	177	13%	76	5%	35	3%	66	5%
Village of Tivoli	52	14%	43	12%	9	2%	0	0%
Dutchess County	27,712	25%	20,685	19%	5,399	5%	1,628	1%

Source: U.S. Census, American Community Survey, 5-Year Estimates 2021

In the Town of Red Hook and the Village of Red Hook, 25% of households are families with their own children under 18 years of age, which is the same share as in Dutchess County. In the Town of Rhinebeck 19% of households are families with their own children under 18 years, in the Village of Rhinebeck this percentage is only 13% and in the Village of Tivoli it is 14%.

The Village of Red Hook has the largest percentage of female-headed households without a husband present with own children under 18 years of age, at 10% of all households. Except for in the Village of Rhinebeck, there are more female headed households with own children than there are of male.

AGE GROUPS AS PERCENTAGE OF TOTAL POPULATION

			Town of Red Hook		Town of Rhinebeck		Village of Red Hook		Village of Rhinebeck		Village of Tivoli	
	2010	2021	2010	2021	2010	2021	2010	2021	2010	2021	2010	2021
Under 5	5%	5%	4%	2%	4%	1%	5%	3%	5%	1%	6%	1%
5 to 9	6%	5%	5%	6%	4%	6%	8%	6%	4%	5%	5%	7%
10 to 14	7%	6%	7%	7%	6%	6%	8%	5%	10%	4%	6%	5%
15 to 19	8%	7%	14%	14%	5%	6%	5%	9%	6%	7%	5%	7%
20 to 24	7%	7%	14%	12%	4%	2%	5%	11%	3%	0%	15%	20%
25 to 34	11%	12%	6%	7%	6%	9%	10%	6%	4%	17%	8%	15%
35 to 44	15%	12%	11%	11%	11%	8%	14%	14%	11%	9%	9%	7%
45 to 54	17%	14%	16%	11%	18%	13%	19%	17%	20%	8%	17%	15%
55 to 65	7%	8%	5%	7%	8%	9%	3%	5%	8%	9%	9%	4%
60 to 64	5%	8%	6%	7%	6%	11%	6%	4%	5%	10%	6%	6%
65 to 74	7%	10%	7%	10%	11%	15%	9%	13%	12%	18%	6%	10%
75 to 84	5%	5%	4%	4%	8%	9%	8%	5%	8%	7%	6%	3%
85 +	2%	2%	1%	2%	8%	6%	1%	4%	5%	5%	3%	1%

Source: U.S. Census, American Community Survey, 5-Year Estimates 2010 and 2021

The percentage of the population that is under five years of age has decreased across the study area from 2010 to 2021. Across the study area the percentage of the population that is age 65 to 74 has increased.

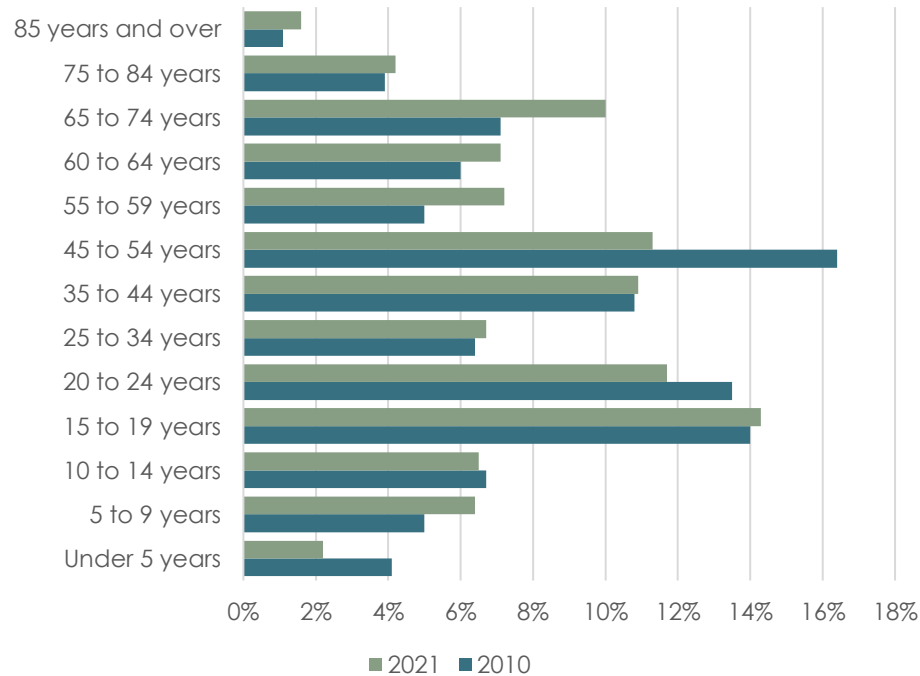
PEOPLE 65 OR OLDER

	2010	2021
Town of Red Hook	1,365	1,592
Town of Rhinebeck	2,037	2,259
Village of Red Hook	322	416
Village of Rhinebeck	674	816
Village of Tivoli	147	115

Source: U.S. Census, American Community Survey, 5-Year Estimates 2010, 2021

In the Red Hook and Rhinebeck communities there is a growing number of people who are age 65 years or older. As a group, seniors have specific needs in terms of housing, healthcare, transportation, and needed services.

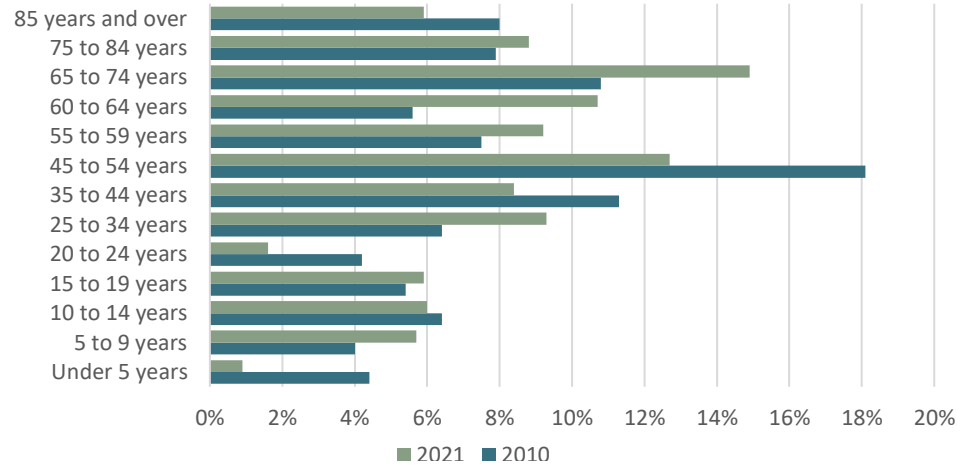
TOWN OF RED HOOK % OF POPULATION BY AGE GROUP



As of 2021, the largest age group in the Town of Red Hook is that of people aged 15 to 19 years of age at 14% of the total population. From 2010 to 2021 the percentage of the population aged 45 to 54 years, which was the largest, dropped significantly from 16% to 11% of the total population. Meanwhile, the percentage of people in each of the oldest five age groups increased as a percentage of total population over the eleven years.

Source: U.S. Census, American Community Survey, 5-Year Estimates 2010 and 2021

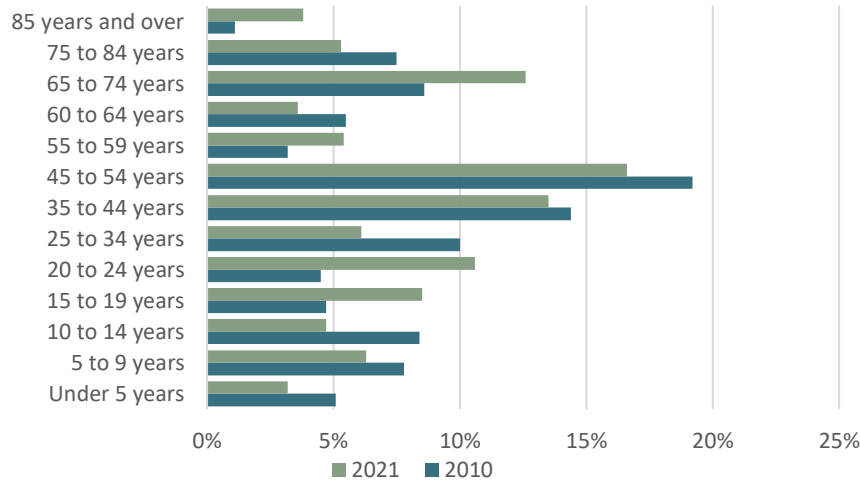
TOWN OF RHINEBECK % OF POPULATION BY AGE GROUP



People aged 65 to 74 account for the largest age group in the Town of Rhinebeck at 15% of the total population. From 2010 to 2021 the percentage of the population aged 45 to 54 years which was the largest group dropped significantly from 18% to 13% of the total population. Meanwhile, the percentage of the population aged 55 to 84 increased over the eleven years.

Source: U.S. Census, American Community Survey, 5-Year Estimates 2010 and 2021

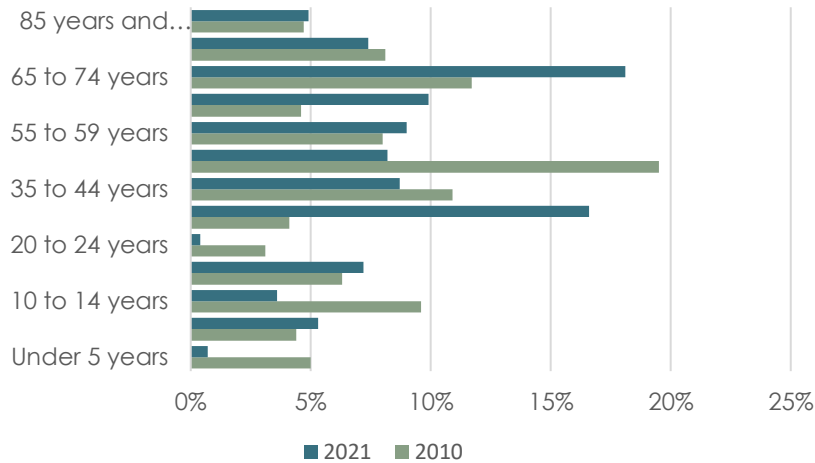
VILLAGE OF RED HOOK % OF POPULATION BY AGE GROUP



In the Village of Red Hook age groups 15 to 19, 20 to 24, 55 to 59, 65 to 74 have all increased as a percentage of total population from 2010 to 2021. All other age groups decreased in that eleven-year period.

Source: U.S. Census, American Community Survey, 5-Year Estimates 2010 and 2021

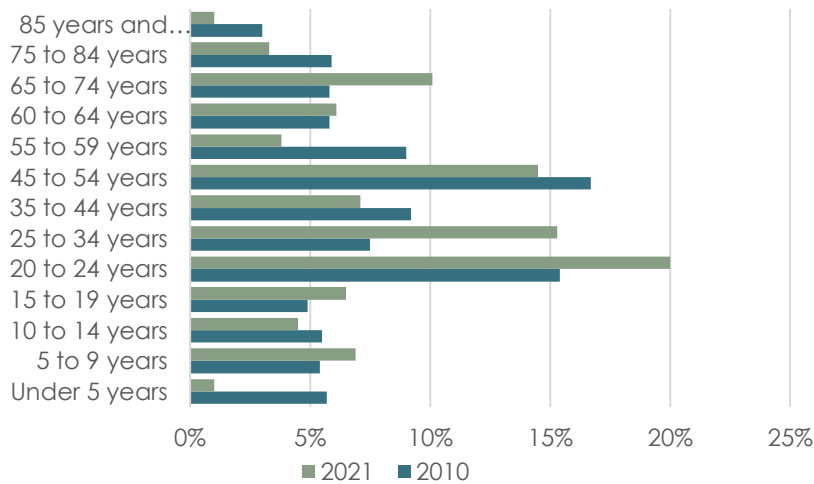
VILLAGE OF RHINEBECK % OF POPULATION BY AGE GROUP



The Village of Rhinebeck has seen significant changes in the share of the population that is in the age group 45 to 54. In 2010, people in this age group made up 20% of the village population but in 2021 only 8%. Meanwhile, the percentage of people in the age group 65 to 74 increased and now accounts for 18% of the population. The percentage of the population that is age 25 to 34 also increased significantly; in 2010 people this age made up 4% of the population and in 2021 made up 17%.

Source: U.S. Census, American Community Survey, 5-Year Estimates 2010 and 2021

VILLAGE OF TIVOLI % OF POPULATION BY AGE GROUP



The Village of Tivoli has seen an increase in the percentage of the population that is in the following age groups: 5 to 9, 15 to 19, 20 to 24, 25 to 34, 60 to 64, and 65 to 74 from year 2010 to 2021. All other age groups declined as a percentage of the total population.

Source: U.S. Census, American Community Survey, 5-Year Estimates 2010 and 2021

POPULATION 5+ WITH A DISABILITY*

	Dutchess County		Town of Red Hook		Town of Rhinebeck		Village of Red Hook		Village of Rhinebeck		Village of Tivoli	
	#	%	#	%	#	%	#	%	#	%	#	%
5 to 17	2,307	6%	55	3%	44	4%	4	1%	0	0%	10	8%
18 to 34	4,560	7%	346	12%	56	6%	47	13%	10	2%	9	3%
35 to 64	12,042	10%	347	9%	246	8%	43	6%	51	5%	50	20%
65 to 74	7,275	24%	118	12%	173	16%	14	6%	103	22%	8	10%
75 +	9,237	45%	244	42%	368	45%	102	59%	156	57%	21	62%

** According to U.S. Census data, a large percentage of seniors in the Red Hook and Rhinebeck communities have a disability. Six disability types are considered: hearing difficulty, vision difficulty, cognitive difficulty, ambulatory difficulty, self-care difficulty, and independent living difficulty. If a person has any of the six disability types they are considered to have a disability.

Source: U.S. Census, American Community Survey, 5-Year Estimates 2021

Across the study area the population that is over 75 years of age has the highest share of people with a disability. Over 50% of people over 75 years of age have a disability in the Village of Red Hook, the Village of Rhinebeck, and the Village of Tivoli. If current trends continue, the senior population will continue to grow, and so too will the percentage of people with a disability.

Both the Town of Red Hook and the Village of Red Hook have a significantly higher percentage of people years 18 to 34 with a disability than the other geographies in the study area at 12% and 13% respectively.

The Village of Tivoli has a high share of people with a disability in age groups 5 to 17, and age 35 to 64, as compared to other geographies.

Depending on the type of disability, people with a disability may need special healthcare services, caregiver services, transportation services, financial assistance and support, accessible housing, and other assistance types. Students with disabilities may require special educational services.

VETERAN STATUS

Civilian Population 18 Years and Over		
	#	%
Town of Red Hook	238	3%
Town of Rhinebeck	337	5%
Village of Red Hook	32	2%
Village of Rhinebeck	116	5%
Village of Tivoli	6	1%
Dutchess County	13,227	6%

Source: U.S. Census, American Community Survey, 5-Year Estimates 2021

Between 1% and 5% of the civilian population over 18 years of age in the study area have Veteran Status. The Town of Rhinebeck has the greatest number of Veteran residents at 337 people followed by the Town of Red Hook at 238 people.

Economic Measures

MEDIAN HOUSEHOLD INCOME BY HOUSEHOLD TYPE				
	Households	Families	Married-couple families	Nonfamily households
Town of Red Hook	\$98,883	\$113,819	\$131,729	\$53,309
Town of Rhinebeck	\$90,833	\$133,646	\$143,693	\$47,790
Village of Red Hook	\$88,482	\$96,738	\$130,357	\$58,676
Village of Rhinebeck	\$68,854	\$111,204	\$117,266	\$39,917
Village of Tivoli	\$56,071	\$100,625	\$107,917	\$33,839
Dutchess County	\$87,112	\$109,717	\$123,963	\$47,563

Source: U.S. Census, American Community Survey, 5-Year Estimates 2021

Median household income is used as a measure of economic conditions and is often used by policymakers at the state and federal level to determine eligibility for government programs.

Median household income varies by geography and by household type.

The overall median household income in Dutchess County is \$87,112.

The Town of Red Hook, the Town of Rhinebeck, and the Village of Red Hook all have higher median household incomes than that of the county.

Both the Village of Rhinebeck and the Village of Tivoli have a lower median household income than that of Dutchess County.

Across all geographies in the study area, married-couple families are the household type with the highest median household incomes. The highest income is for households of this type in the Town of Rhinebeck at \$143,693.

The lowest median household income is for nonfamily households in the Village of Tivoli at \$33,839.

MEDIAN HOUSEHOLD INCOME DISTRIBUTION

	Dutchess County	Town of Red Hook	Town of Rhinebeck	Village of Red Hook	Village of Rhinebeck	Village of Tivoli
Less than \$10,000	4%	5%	3%	8%	4%	11%
\$10,000 to \$14,999	4%	6%	2%	3%	2%	10%
\$15,000 to \$24,999	7%	6%	9%	12%	11%	4%
\$25,000 to \$34,999	8%	10%	9%	15%	15%	16%
\$35,000 to \$49,999	10%	10%	15%	7%	16%	14%
\$50,000 to \$74,999	16%	13%	14%	14%	14%	12%
\$75,000 to \$99,999	14%	16%	12%	15%	12%	8%
\$100,000 to \$149,999	19%	16%	14%	11%	14%	16%
\$150,000 to \$199,999	10%	11%	7%	5%	4%	4%
\$200,000 or more	10%	10%	16%	10%	8%	6%

Source: U.S. Census, American Community Survey, 5-Year Estimates 2021

The table on this page shows what percentage of households fit into each median household income group.

The Village of Tivoli has the largest percentage of households in the lowest income group (less than \$10,000) at 11% of total households. The Town of Rhinebeck has the largest percentage of households in the highest income group (\$200,000 or more) at 16% of all households.

The median household income in the county is \$87,112. This amount would fit into the \$75,000 to \$99,999 range.

According to the income distribution data, **a large percentage of households in the study area fall below this income range** and therefore below the county median income. In the Town of Red Hook 48% of households are below this range, in the Town of Rhinebeck this percentage is 51%, in the Village of Red Hook it is 59%, in the Village of Rhinebeck it is 63%, and in the Village of Tivoli it is 67%.

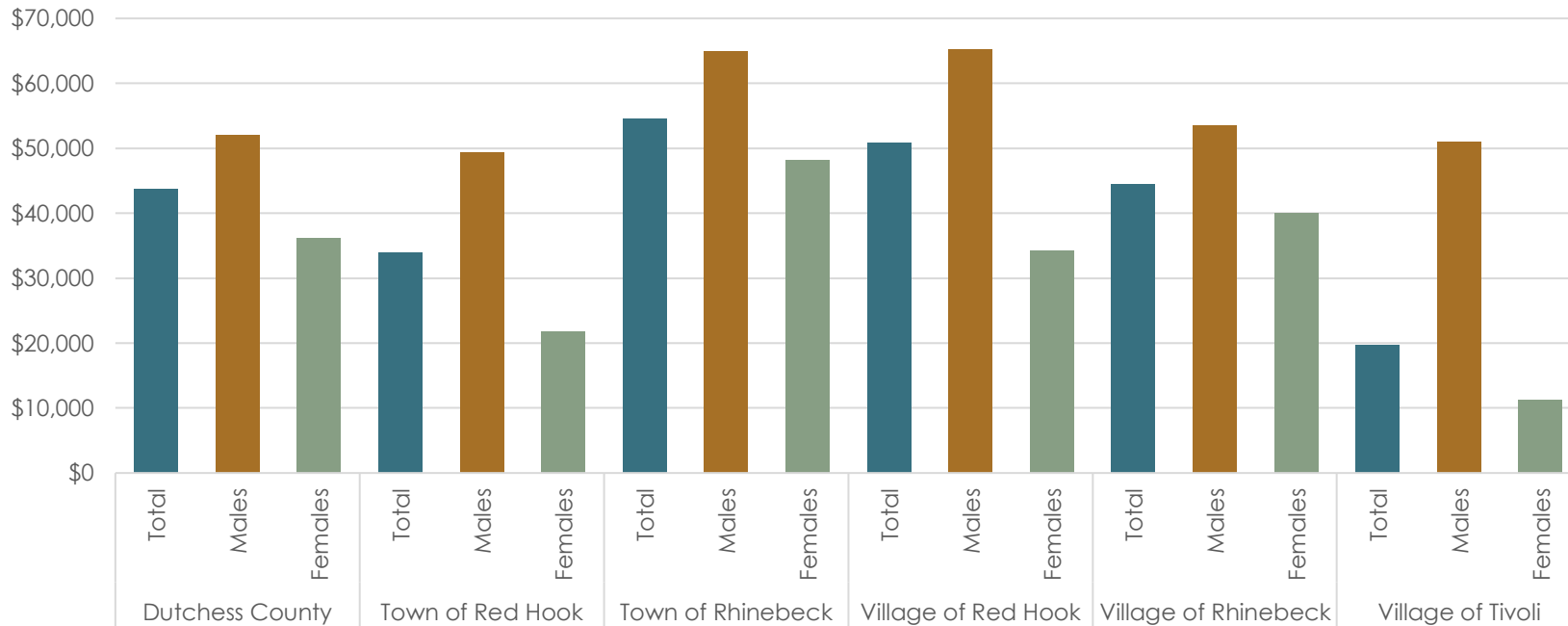
MEDIAN HOUSEHOLD INCOME BY RACE AND ETHNICITY

	Dutchess County	Town of Red Hook	Town of Rhinebeck	Village of Red Hook	Village of Rhinebeck	Village of Tivoli
White (one race)	\$92,622	\$98,950	\$95,951	\$88,929	\$68,594	\$60,471
Black or African American (one race)	\$55,194	-	-	-	-	-
American Indian and Alaska Native (one race)	\$118,036	-	-	-	-	-
Asian (one race)	\$113,864	\$145,208	-	\$140,893	-	-
Native Hawaiian and Other Pacific Islander (one race)	-	-	-	-	-	-
Some other race	\$53,234	-	-	-	-	-
Two or more races	\$84,646	-	\$66,397	-	-	-
Hispanic or Latino origin (of any race)	\$63,202	-	\$46,250	-	\$38,083	-
White alone, not Hispanic or Latino	\$94,113	\$99,467	\$97,092	\$89,911	\$69,583	\$63,750

Source: U.S. Census, American Community Survey, 5-Year Estimates 2021

The table on this page shows median household income by race and ethnicity across the study area. While not all data points were available, it is clear that there are differences in median household income by race and ethnicity. In Dutchess County the highest household income is in households that are Asian or American Indian and Alaska Native. The next highest incomes are in households that are White alone, not Hispanic or Latino. When data are available, they show that Hispanic or Latino households have the lowest household income in the study area.

MEDIAN EARNINGS BY SEX



Source: U.S. Census, American Community Survey, 5-Year Estimates 2021

Across all geographies in the study area males have higher median earnings than females.

The largest difference between male and female earnings is in the Village of Tivoli where the median earnings of males is \$51,000 while for females it is only \$11,216.

The highest earners are males in the Village of Red Hook with median earnings of \$65,147.

INDUSTRY FOR FULL-TIME, YEAR-ROUND CIVILIAN

Employed Population 16 Years+

	Dutchess County	Town of Red Hook	Town of Rhinebeck	Village of Red Hook	Village of Rhinebeck	Village of Tivoli
Agriculture, forestry, fishing and hunting	1%	1%	1%	0%	1%	0%
Mining, quarrying, and oil and gas extraction	0%	0%	0%	0%	0%	0%
Construction	7%	6%	6%	7%	6%	8%
Manufacturing	8%	7%	4%	13%	5%	8%
Wholesale trade	2%	3%	1%	0%	1%	0%
Retail trade	9%	9%	8%	11%	11%	8%
Transportation and warehousing	4%	1%	4%	1%	7%	0%
Utilities	2%	1%	0%	2%	0%	2%
Information	2%	2%	3%	1%	4%	1%
Finance and insurance	5%	6%	3%	3%	1%	7%
Real estate and rental and leasing	2%	1%	1%	0%	1%	0%
Professional, scientific, and technical services	9%	9%	12%	6%	8%	2%
Management of companies and enterprises	0%	0%	1%	0%	0%	0%
Admin. & support and waste management services	3%	1%	4%	0%	1%	0%
Educational services	12%	23%	19%	33%	14%	24%
Healthcare and social assistance	16%	12%	20%	8%	29%	16%
Arts, entertainment, and recreation	2%	4%	1%	3%	1%	10%
Accommodation and food services	5%	6%	2%	3%	3%	8%
Other services, except public administration	5%	5%	5%	2%	7%	0%
Public administration	6%	5%	4%	6%	1%	5%

Source: U.S. Census, American Community Survey, 5-Year Estimates 2021

The table on this page shows different industries and the percentage of the full-time working population employed in each industry. The top two industries for each geography are highlighted. Across the study area, a large portion of the working population are in Educational services (average county wages of \$49,653).¹ Healthcare and social assistance is also a major industry (average county wages of \$70,745). In the Village of Red Hook, Manufacturing is another large industry (average county wages \$126,467).

¹ Wage data is from the New York Department of Labor, Quarterly Census of Employment and Wages from 2022 for Dutchess County.

POVERTY STATUS IN THE PAST 12 MONTHS- BY AGE												
	Dutchess County		Town of Red Hook		Town of Rhinebeck		Village of Red Hook		Village of Rhinebeck		Village of Tivoli	
	#	%	#	%	#	%	#	%	#	%	#	%
	24,677	9%	796	9%	508	7%	197	10%	145	6%	234	29%
<18 years	6,030	11%	98	5%	45	4%	14	4%	0	0%	6	5%
< 5 years	1,601	12%	14	6%	9	13%	5	8%	0	0%	2	25%
5 to 17	4,429	11%	84	5%	36	3%	9	3%	0	0%	4	3%
18 to 64	15,177	9%	562	11%	295	7%	131	12%	80	5%	209	38%
18 to 34	6,586	12%	384	27%	103	11%	100	27%	26	5%	182	60%
35 to 64	8,591	7%	178	5%	192	6%	31	4%	54	6%	27	11%
65 years+	3,470	7%	136	9%	168	9%	52	13%	65	9%	19	17%

Source: U.S. Census, American Community Survey, 5-Year Estimates 2021

This table shows poverty status in the last twelve months by age. Poverty status is determined by income thresholds which are adjusted by age, number of household members and relation, and whether the household includes children. In 2021, the threshold for a single-person household was \$13,788 and adjusted by household size.

According to data from 2021, close to 30% of residents in the Village of Tivoli were in poverty, and of people aged 18 to 34 - 60% were in poverty. This is a relatively high share of the population as compared to other places in the study area. Also worth noting, in the Town and in the Village of Red Hook, 27% of people aged 18 to 34 were in poverty.

POVERTY STATUS IN THE PAST 12 MONTHS- BY SEX												
	Dutchess County		Town of Red Hook		Town of Rhinebeck		Village of Red Hook		Village of Rhinebeck		Village of Tivoli	
	#	%	#	%	#	%	#	%	#	%	#	%
Male	10,408	8%	259	6%	203	6%	60	7%	41	4%	43	15%
Female	14,269	10%	537	12%	305	8%	137	14%	104	8%	191	38%

Source: U.S. Census, American Community Survey, 5-Year Estimates 2021

Across the study area, there is a higher percentage of females in poverty than males. In the Village of Tivoli, the percentage of females in poverty is the highest at 38% of the total female population.

POVERTY STATUS IN THE PAST 12 MONTHS- BY RACE AND ETHNICITY												
	Dutchess County		Town of Red Hook		Town of Rhinebeck		Village of Red Hook		Village of Rhinebeck		Village of Tivoli	
	#	%	#	%	#	%	#	%	#	%	#	%
White alone	14,689	7%	673	9%	391	6%	197	11%	104	5%	197	26%
Black or African American alone	4,669	17%	32	12%	62	67%	0	0%	14	100%	1	17%
American Indian and Alaska Native alone	117	18%	0	NA	0	NA	0	NA	0	NA	0	NA
Asian alone	758	8%	24	13%	14	8%	0	0%	5	4%	24	80%
Native Hawaiian and Other Pacific Islander alone	29	66%	0	NA	0	NA	0	NA	0	NA	0	NA
Some other race alone	2,389	22%	1	2%	41	14%	0	0%	22	10%	1	100%
Two or more races	2,026	11%	66	21%	0	0%	0	0%	0	0%	11	73%
Hispanic or Latino origin (of any race)	5,328	15%	23	7%	48	10%	0	0%	37	18%	19	79%
White alone, not Hispanic or Latino	13,021	7%	663	9%	365	6%	197	11%	89	4%	187	25%

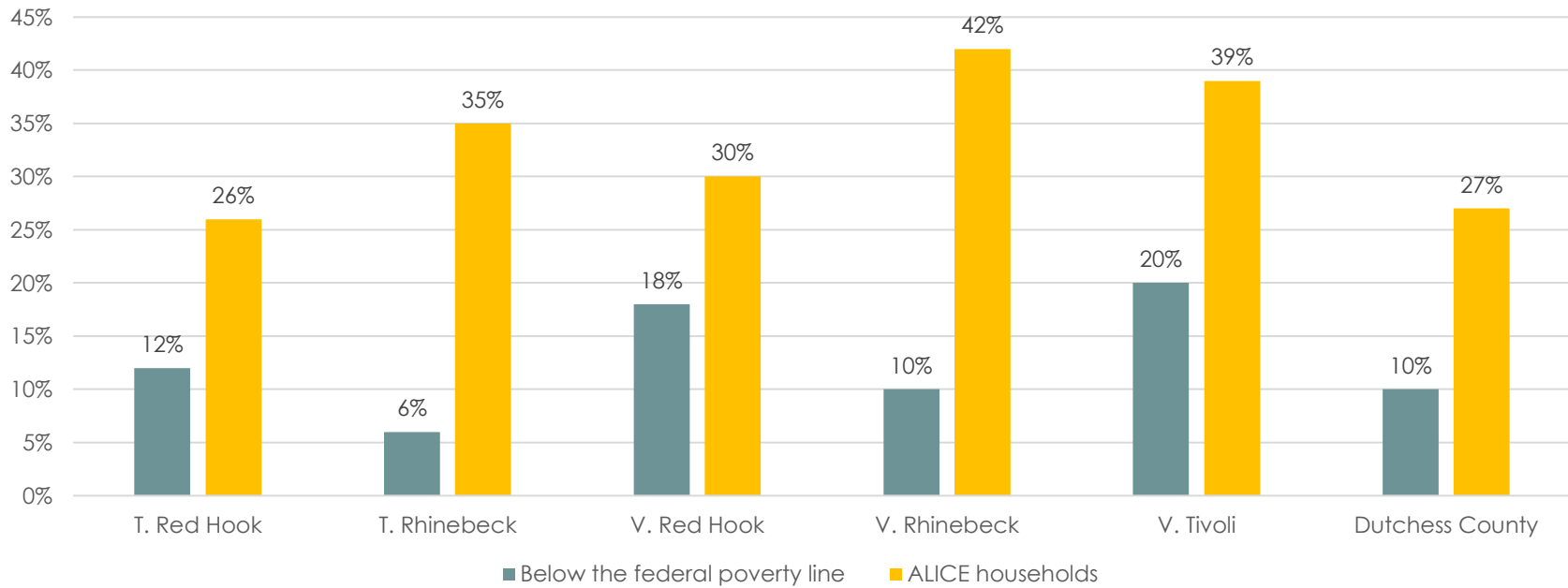
Source: U.S. Census, American Community Survey, 5-Year Estimates 2021

Poverty status varies by race and ethnicity across the study area. According to the 2021 data, in the Village of Tivoli a large percentage of the population of most minority groups are in poverty. In the Village of Rhinebeck 100% of the African American population is in poverty, and in the Town of Rhinebeck this percentage is 67%.

The ALICE project by United Way is an effort to quantify and describe the number of households that are struggling financially but not typically captured by traditional measures of poverty. ALICE stands for **A**sset **L**imited, **I**ncome **C**onstrained, **E**mployed. In other words, “ALICE households” represent working families who earn enough to be above the federal poverty line but are still struggling to afford basic living essentials.

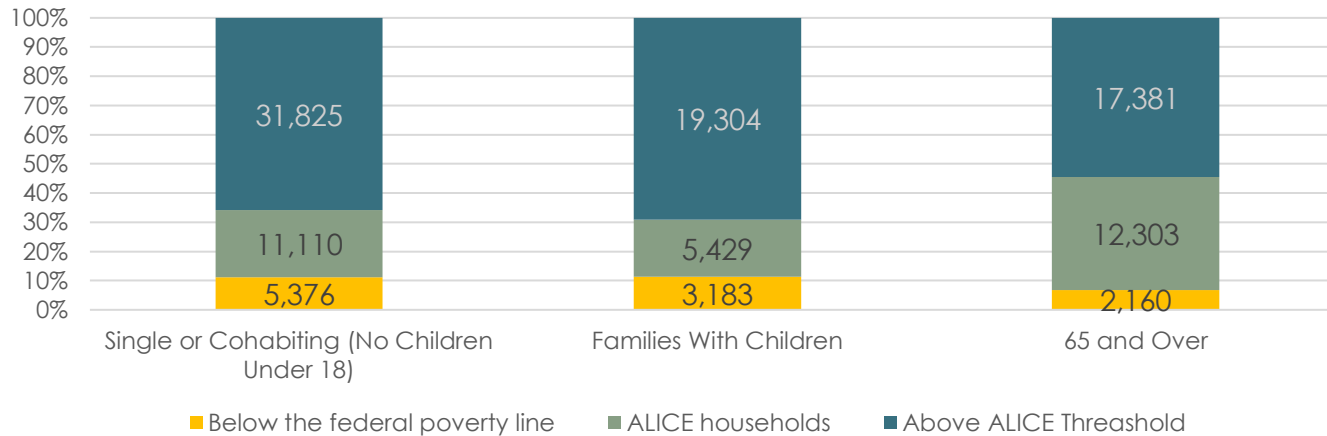
The most recent data from the ALICE project, released in 2020, shows that many households in the study area are struggling to make ends meet. Across all the geographies over 25% of households are below the ALICE threshold with the highest percentage in the Village of Rhinebeck at 42%. The Village of Tivoli has the highest percentage of households that fall below the poverty line at 20%.

HOUSEHOLDS BELOW THE POVERTY LINE AND ALICE HOUSEHOLDS



Source: ALICE Threshold 2007-2018, American Community Survey 2007-2018

DUTCHESS COUNTY ECONOMICALLY CHALLENGED HOUSEHOLDS - BY HOUSEHOLD TYPE



Source: ALICE Threshold 2007-2018, American Community Survey 2007-2018

County-wide single or cohabitating households account for the greatest number of households in poverty followed by families with children. Households 65 years and over are the highest number of ALICE households.

ECONOMIC POLICY INSTITUTE – MONTHLY HOUSEHOLD BUDGET CALCULATIONS - DUTCHESS COUNTY

	Per month total budget	Housing	Food	Child care	Transp.	Health care	Other necessities	Taxes
Two adults, two children	\$10,042	\$1,439	\$892	\$2,523	\$1,289	\$1,467	\$845	\$1,588
Two adults, one child	\$7,692	\$1,439	\$704	\$1,032	\$1,176	\$1,429	\$777	\$1,134
One adult, one child	\$6,456	\$1,439	\$455	\$1,032	\$980	\$854	\$686	\$1,009
Two adults	\$5,239	\$1,138	\$566	\$0	\$1,092	\$1,019	\$617	\$807
One adult	\$3,959	\$1,068	\$309	\$0	\$893	\$509	\$499	\$682

Source: Economic Policy Institute, Household Budget Calculator, March 2022

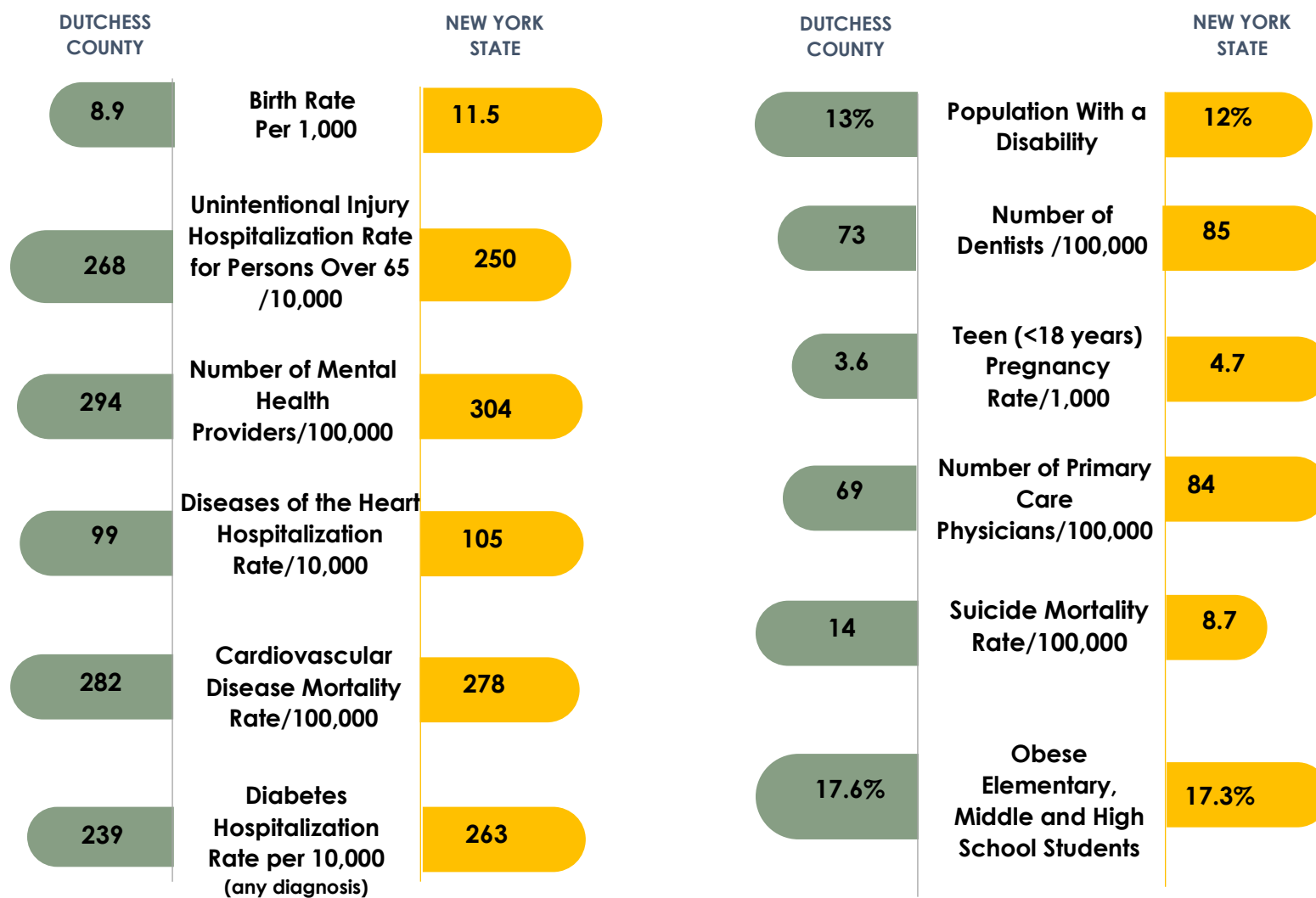
The Economic Policy Institute puts together an estimated household budget based on area costs.

According to the estimate, a two-adult and two-child household would need over \$10,000 to

afford all basic costs each month. High childcare costs are a major driver of high household budget costs for households with children.

Health

Many health metrics are only available at the county level. The following data points are for Dutchess County from the New York State Community Health Indicator Reports (CHIRS) 2017-2019.



PORTION OF CIVILIAN POPULATION WITHOUT HEALTH INSURANCE

	Dutchess County	Town of Red Hook	Town of Rhinebeck	Village of Red Hook	Village of Rhinebeck	Village of Tivoli
% of Civilian Population Uninsured	4%	4%	3%	2%	4%	9%
Percent of Total Civilian Population Uninsured by Age						
< 6 years	2%	0%	8%	0%	0%	0%
6 to 18	3%	1%	0%	0%	0%	0%
19 to 25	7%	8%	4%	7%	0%	8%
26 to 34	11%	10%	6%	5%	5%	29%
35 to 44	8%	6%	12%	2%	28%	34%
45 to 54	4%	1%	6%	3%	5%	0%
55 to 64	4%	5%	2%	0%	2%	0%
65 to 74	0%	1%	0%	0%	0%	12%
75 years +	0%	0%	0%	0%	0%	0%
< 19	2%	1%	1%	0%	0%	0%
19 to 64 years	6%	6%	5%	4%	7%	11%
65 years and older	0%	1%	0%	0%	0%	9%
Percent of Total Civilian Population Uninsured by Race and Ethnicity						
White alone	4%	3%	2%	2%	3%	8%
Black or African American alone	5%	2%	0%	0%	0%	0%
American Indian and Alaska Native alone	18%	0%	NA	NA	NA	NA
Asian alone	7%	18%	0%	13%	0%	33%
Native Hawaiian & Ot. Pacific Islander alone	10%	NA	NA	NA	NA	NA
Some other race alone	13%	11%	20%	0%	23%	0%
Two or more races	7%	0%	9%	0%	0%	0%
Hispanic or Latino (of any race)	10%	15%	16%	31%	23%	42%
White alone, not Hispanic or Latino	3%	3%	2%	1%	3%	7%

Source: U.S. Census, American Community Survey, 5-Year Estimates 2021

The table above shows the portion of the total population that does not have health insurance. Percentages over 20% are highlighted. People with health insurance are more likely to make regular visits to providers and to seek preventative care. Without health insurance people are vulnerable to high medical bills that can create extreme economic hardship.

According to the 2021 data, the Village of Tivoli has the highest percentage of residents without health insurance at 9%. Of persons aged 26 to 34 in the Village of Tivoli, 29% do not have health insurance. For persons aged 35 to 44 this percentage is 34%. There is also a large percentage of people aged 35 to 44 in the Village of Rhinebeck without health insurance (28%).

There are differences in health insurance coverage rates by race and ethnicity across the study area. Some of the higher percentages of uninsured are highlighted in the table. Across the board, there is a smaller percentage of uninsured people who identify as Black or African American alone, and White alone.

The following table contains data from the Behavioral Risk Factor Surveillance System (BRFSS). The BRFSS is a telephone survey of U.S. residents. Participants are asked questions about their health-related risk behaviors, chronic health conditions, and use of preventive services. The BRFSS interviews over 400,000 adults each year.

HEALTH-RELATED RISKS (BY ZIP CODE) 2019 TOWNS OF RED HOOK AND RHINEBECK

	Red Hook (12571)	Rhinebeck (12572)
Arthritis among adults aged >=18 years	26%	31%
Binge drinking among adults aged >=18 years	21%	18%
Cancer (excluding skin cancer) among adults aged >=18 years	8%	10%
Cholesterol screening among adults aged >=18 years	92%	94%
Chronic kidney disease among adults aged >=18 years	3%	3%
Chronic obstructive pulmonary disease among adults aged >=18 years	7%	8%
Coronary heart disease among adults aged >=18 years	6%	8%
Current asthma among adults aged >=18 years	10%	10%
Current lack of health insurance among adults aged 18-64 years	9%	9%
Current smoking among adults aged >=18 years	15%	14%
Depression among adults aged >=18 years	20%	19%
Diagnosed diabetes among adults aged >=18 years	9%	10%
Fair or poor self-rated health status among adults aged >=18 years	14%	16%
High blood pressure among adults aged >=18 years	32%	36%
High cholesterol among adults aged >=18 years who have been screened in the past 5 years	33%	36%
Mental health not good for >=14 days among adults aged >=18 years	13%	12%
No leisure-time physical activity among adults aged >=18 years	24%	25%
Obesity among adults aged >=18 years	31%	31%
Physical health not good for >=14 days among adults aged >=18 years	12%	12%
Stroke among adults aged >=18 years	3%	4%
Taking medicine for high blood pressure control among adults aged >=18 years with high blood pressure	77%	80%
Visits to doctor for routine checkup within the past year among adults aged >=18 years	81%	84%

Source: Behavioral Risk Factor Surveillance System (BRFSS), 2019

Mental health is a top concern among people who gave input to this study. According to the BRFSS, over ten percent of the adult population in both Red Hook and Rhinebeck indicated that their mental health was not good for two weeks or more, and around 20% in both zip codes indicated that they experienced depression.

Around 30% of people in both areas are obese, which can lead to many health conditions such as heart disease, diabetes, high blood pressure, high cholesterol, and other health issues.

Housing

OCCUPIED/VACANT HOUSING					
	Total	Housing Units			
		Occupied		Vacant	
		#	%	#	%
Dutchess County	121,674	111,735	92%	9,939	8%
Town of Red Hook	3,839	3,447	90%	392	10%
Town of Rhinebeck	3,762	3,394	90%	368	10%
Village of Red Hook	928	881	95%	47	5%
Village of Rhinebeck	1,519	1,400	92%	119	8%
Village of Tivoli	484	372	77%	112	23%

Source: U.S. Census, American Community Survey, 5-Year Estimates 2021

*'Vacant units' may be one of the following: for rent, for sale, vacant rented or sold, held off the market, for occasional use, occupied by persons with usual residence elsewhere, other vacant.

There are close to 4,000 housing units in both the Towns of Red Hook and Rhinebeck.

The Village of Rhinebeck has a higher number of housing units than the Village of Red Hook at 1,400 and 881, respectively. The small Village of Tivoli only has 372 housing units.

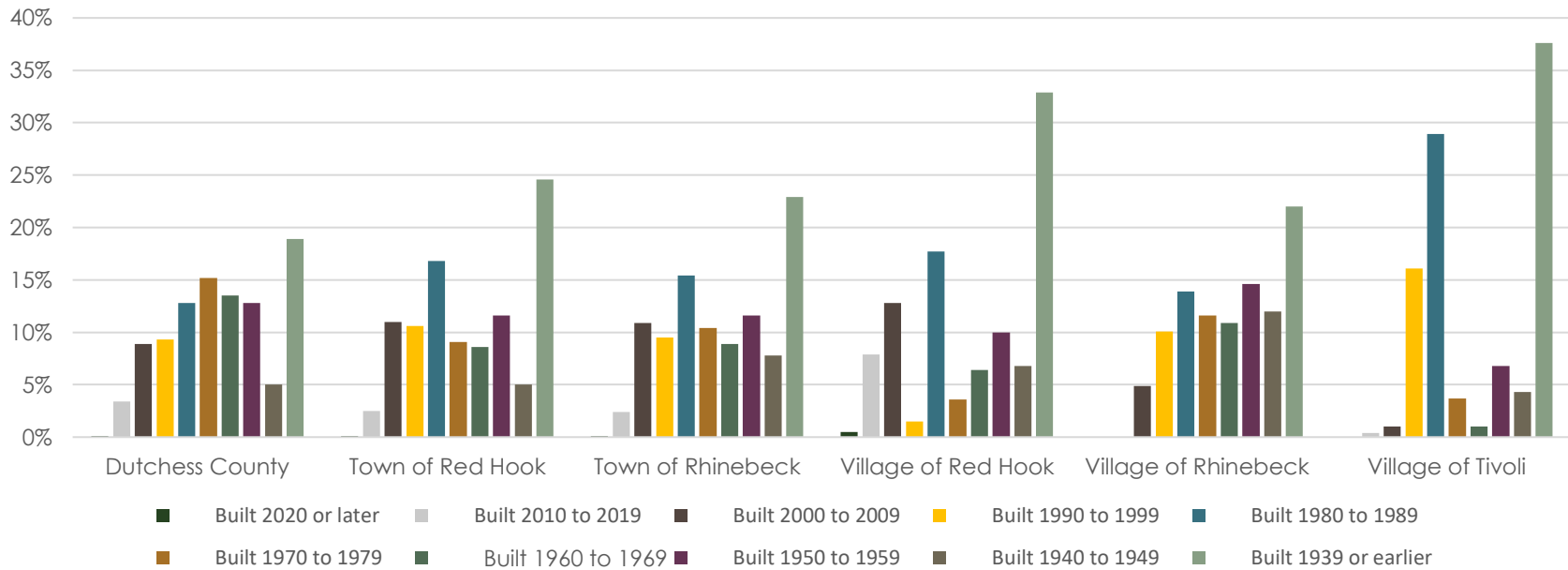
OCCUPATION BY TENURE		
	Owner-occupied	Renter-occupied
Dutchess County	69%	31%
Town of Red Hook	74%	26%
Town of Rhinebeck	68%	32%
Village of Red Hook	63%	37%
Village of Rhinebeck	53%	47%
Village of Tivoli	54%	47%

Across the study area there is a greater share of owner-occupied housing units than there are renter-occupied housing units.

The Villages of Rhinebeck and Tivoli have the greatest percentage of renters at 47% of households in both communities. The Town of Red Hook has the lowest percentage at 26% of households.

Source: U.S. Census, American Community Survey, 5-Year Estimates 2021

HOUSING- YEAR BUILT

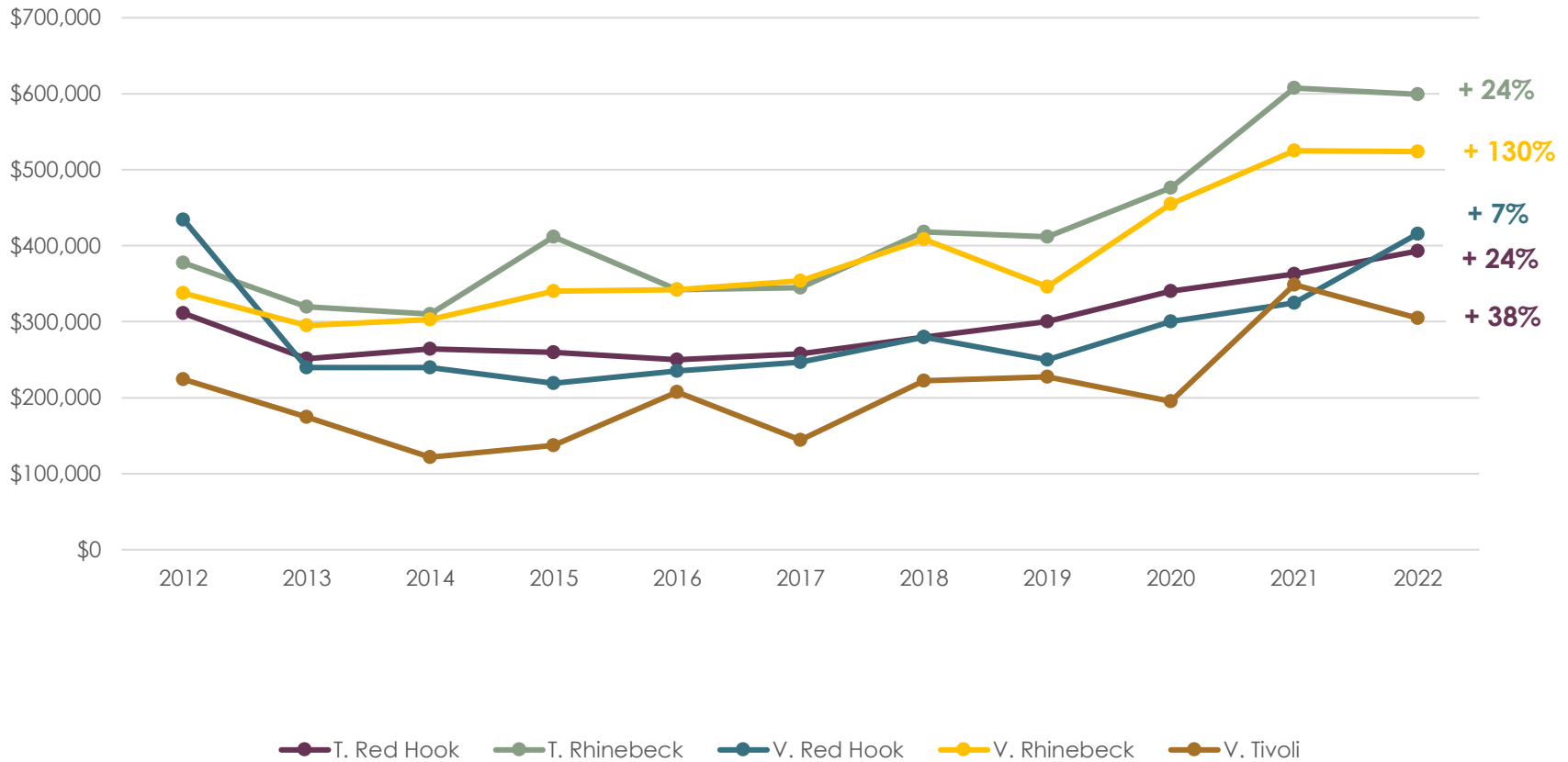


Source: U.S. Census, American Community Survey, 5-Year Estimates 2021

Older housing can add to community character and charm but also typically has higher energy and maintenance costs and is more likely to contain toxic substances like lead-based paint or asbestos. Across New York state, population centers like villages and cities typically have a higher share of older housing stock.

In the study area the villages of Red Hook and Tivoli have the highest share of housing built before 1939 at 33% and 38% respectively. Across the area there has been very little new housing built since 2010. The exception is the Village of Red Hook where 9% of housing units were built since 2010.

RECENT SALES - MEDIAN PRICE 2012-2022

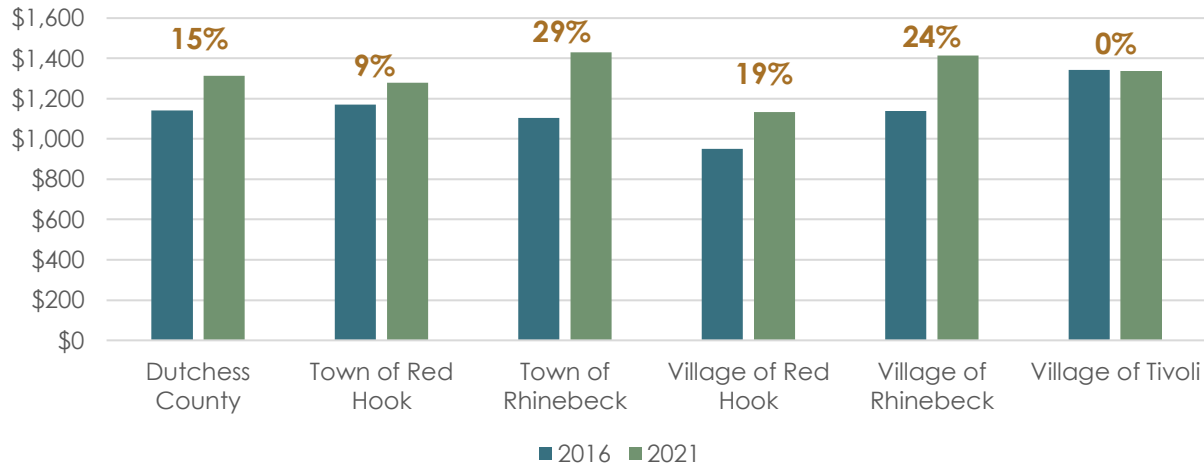


Source: Office of Real Property Tax Services (ORPTS)

Across the region the median sales price of homes has risen since 2012. Median sale prices were highest in the Town of Rhinebeck at \$599,000 as of 2022, followed by the Village of Rhinebeck at \$523,750. As compared to other geographies in the study area the Village of Red Hook had the lowest median sales price in 2022 at \$305,000.

Prices have continued to climb in most areas into 2023.

MEDIAN RENTS - 2016, 2021 AND % CHANGE



Source: U.S. Census, American Community Survey, 5-Year Estimates 2021

Median rents have increased in most areas of the study area since 2016. The exception is in the Village of Tivoli where, according to 2021 data, rents are nearly the same as they were five years before.

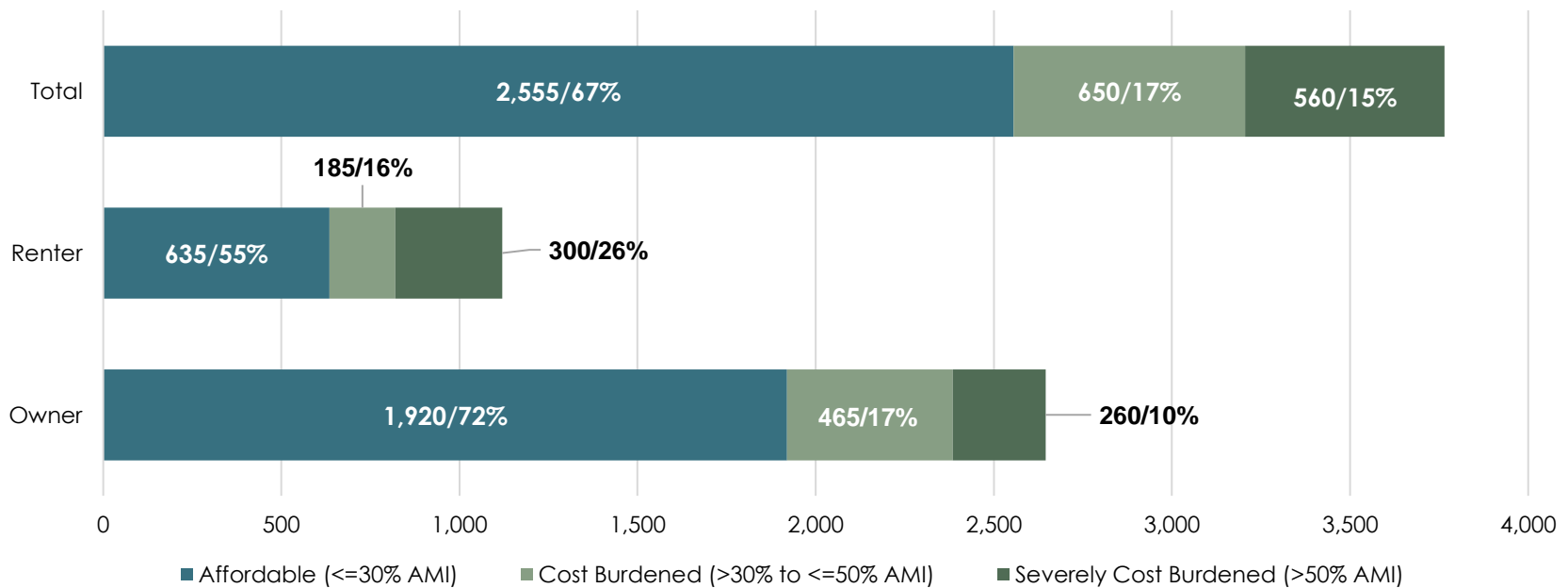
Rents increased the most in the Town of Rhinebeck where they went up by 29% in the five-year period.

MEDIAN RENTS BY NUMBER OF BEDROOM						
	Dutchess County	Town of Red Hook	Town of Rhinebeck	Village of Red Hook	Village of Rhinebeck	Village of Tivoli
All units	\$1,314	\$1,280	\$1,430	\$1,134	\$1,413	\$1,338
No bedroom	\$869	\$893	\$1,029	\$1,107	\$838	\$844
1 bedroom	\$1,147	\$905	\$1,345	\$807	\$1,373	\$950
2 bedrooms	\$1,420	\$1,427	\$1,489	\$1,372	\$1,513	\$1,728
3 bedrooms	\$1,648	\$1,764	\$2,327	\$1,633	\$1,865	\$2,203
4 bedrooms	\$1,931	\$1,667	\$2,429	-	-	-

The U.S. Department of Housing and Urban Development (HUD) and the U.S. Census Bureau publish an annual dataset known as "CHAS" (Comprehensive Housing Affordability Strategy). In this dataset, household income is expressed as a percentage of Household Area Median Income (HAMFI). HAMFI is also commonly referred to as Median Family Income (MFI) or Area Median Income (AMI). For the purposes of this report, it will be referred to as "Area Median Income" or "AMI". In most cases, AMI is calculated at the county level.

Households spending **no more than 30%** of their total household income on housing costs are considered to be in an **affordable** situation. Households spending **more than 30%** of total income on housing costs are considered **cost burdened**. Households spending **more than half of total income** on housing costs are considered **severely cost burdened**. Households that are cost burdened or severely cost burdened may not have enough household income to afford other necessary expenses such as food, clothing, transportation, or healthcare, not to mention have savings in the case of an unexpected expense.

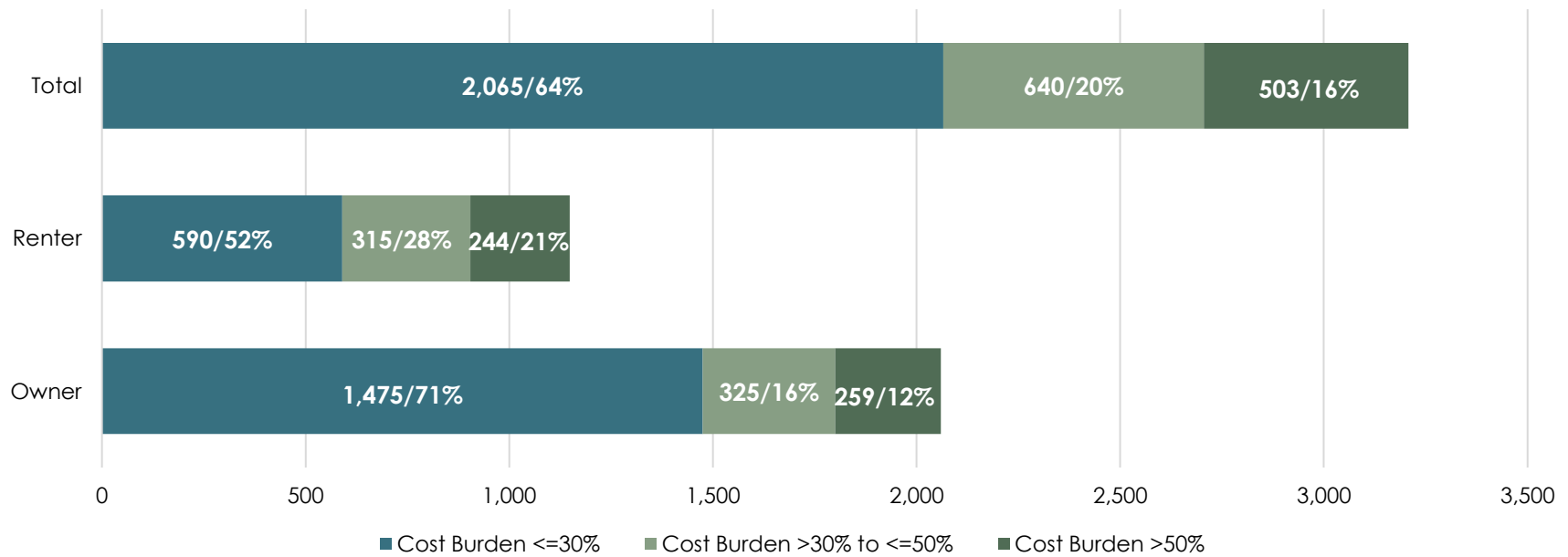
HOUSING COST BURDEN BY TENURE - TOWN OF RED HOOK



Source: U.S. Department of Housing and Urban Development, Comprehensive Housing Affordability Strategy (CHAS) 2015-2019

A significant number of households in the Town of Red Hook are living in housing that is unaffordable to them based on household income. For renter households, 16% are cost burdened and 26% are severely cost burdened, paying more than half of their income for housing. For owner households 17% are cost burdened and 10% are severely cost burdened.

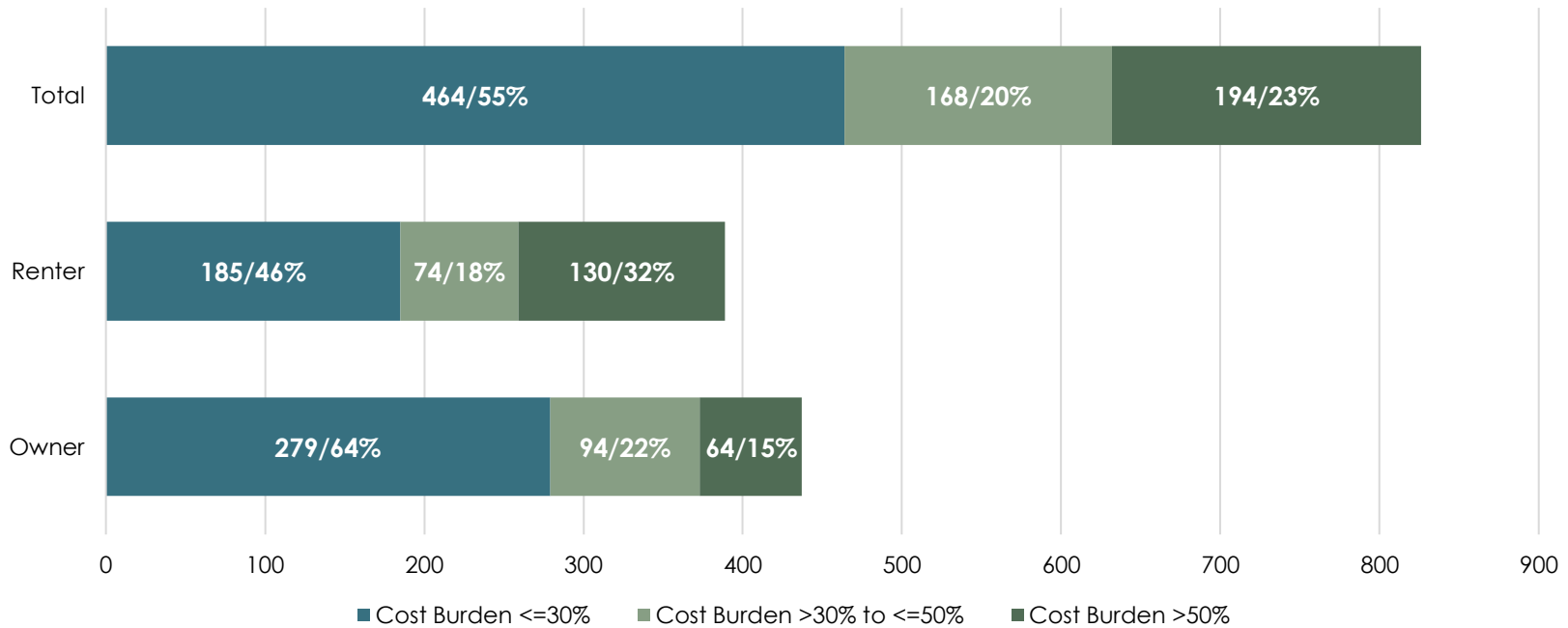
HOUSING COST BURDEN BY TENURE - TOWN OF RHINEBECK



Source: U.S. Department of Housing and Urban Development, Comprehensive Housing Affordability Strategy (CHAS) 2015-2019

Thirty-six percent of households in the Town of Rhinebeck are not living in housing that is affordable based on household income. For renter households, 28% are cost burdened and 21% are severely cost burdened, paying more than half of their income for housing. For owner households 16% are cost burdened and 12% are severely cost burdened.

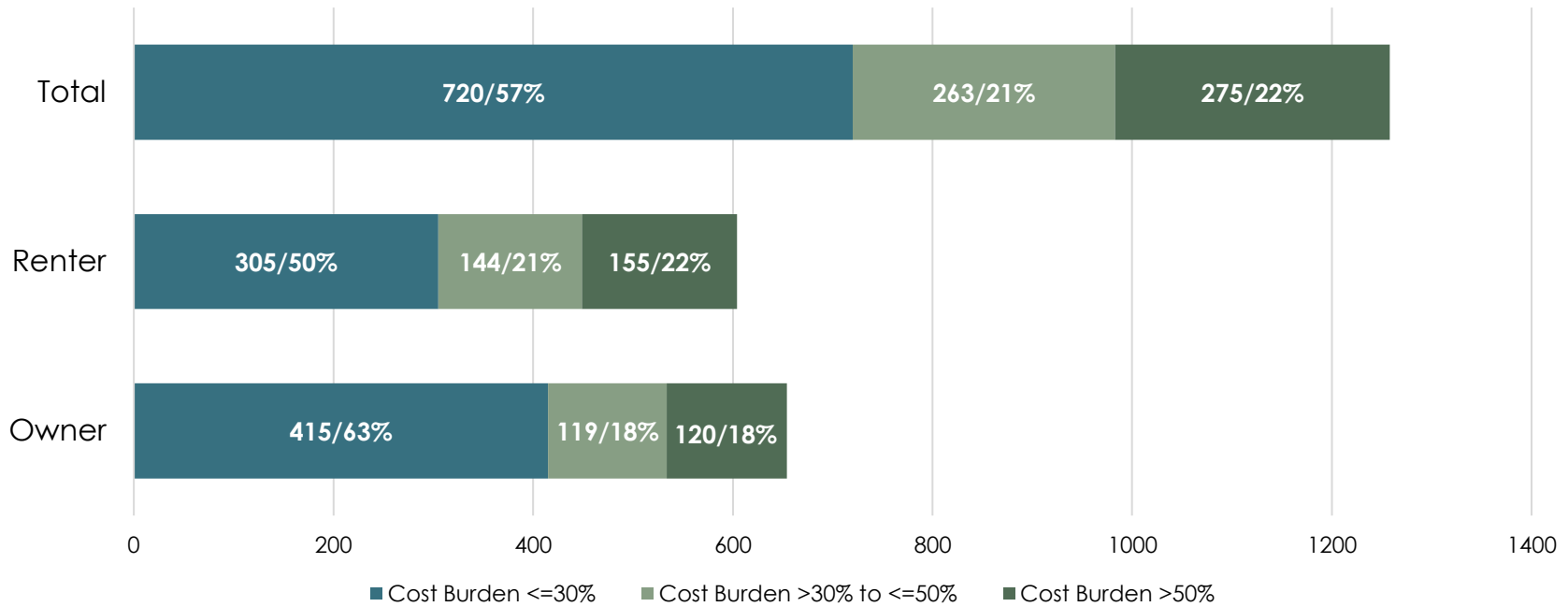
HOUSING COST BURDEN BY TENURE - VILLAGE OF RED HOOK



Source: U.S. Department of Housing and Urban Development, Comprehensive Housing Affordability Strategy (CHAS) 2015-2019

Almost half are of households in the Village of Red Hook are living in housing that is not affordable to them based on household income. For renter households, 18% are cost burdened and 32% are severely cost burdened, paying more than half of their income for housing. For owner households, 22% are cost burdened and 15% are severely cost burdened.

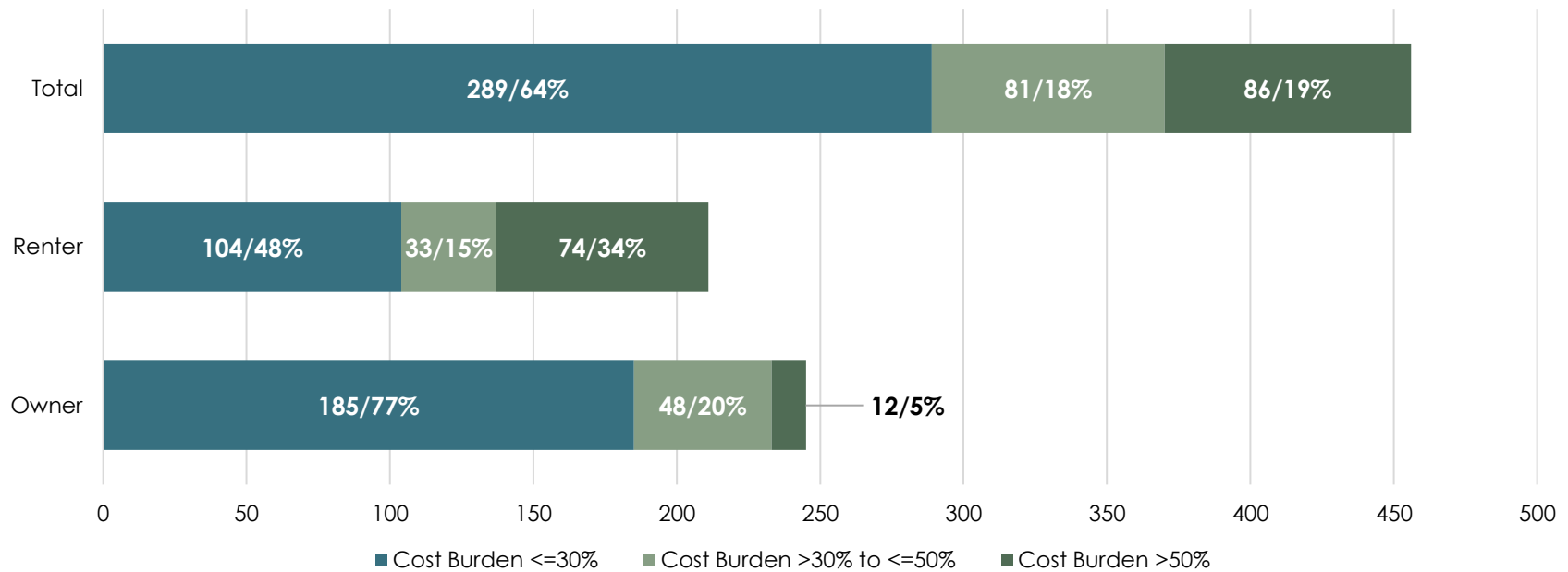
HOUSING COST BURDEN BY TENURE - VILLAGE OF RHINEBECK



Source: U.S. Department of Housing and Urban Development, Comprehensive Housing Affordability Strategy (CHAS) 2015-2019

As with the other municipalities in the study area, a large portion of households are cost burdened or severely cost burdened. For Village of Rhinebeck renter households, 21% are cost burdened and 22% are severely cost burdened. For owner households 18% are cost burdened and 18% are severely cost burdened.

HOUSING COST BURDEN BY TENURE - VILLAGE OF TIVOLI



Source: U.S. Department of Housing and Urban Development, Comprehensive Housing Affordability Strategy (CHAS) 2015-2019

Like the other municipalities, many households in the Village of Tivoli are in housing that is unaffordable based on household income. Thirty-four percent of renters are severely cost burdened. Of owner households, 20% are cost burdened and 5% are severely cost burdened.

Homeless

The United States Department of Housing and Urban Development (HUD) requires that Continuums of Care conduct the Point-In-Time count, an annual count of homeless persons who are sheltered in emergency shelter, transitional housing, and Safe Havens. This count happens on a single night of each year.

The following tables show the results of the 2022 Dutchess County Continuum of Care (DCCoC) annual Point-In-Time (PIT) count of homeless persons by shelter type.

DUTCHESS COUNTY 2022 - EMERGENCY SHELTER					
Organization Name	Project Name	Beds HH w/ Children	PIT Count	Total Beds	Utilization Rate
Community Housing Innovations	North Hamilton East	0	6	8	75%
	Rose Street	0	17	17	100%
	Vanderbilt	37	37	37	100%
DC Dept. of Community & Family Services	Motel Vouchers	45	112	112	100%
Grace Smith House	Poughkeepsie Shelter	17	20	20	100%
	HRH Gannett House	50	72	72	100%
	HRH River Haven Shelter	0	5	12	42%
Hudson River Housing	HRH Webster House (formerly DCCH Shelter)	0	141	154	92%
	Hudson Valley House of Hope	11	4	14	29%
Paz Healthcare Management	Pathways Community Support Services		18	40	45%
VA Hudson Valley	Westcop - SSVF - Emergency Housing	10	10	10	100%
		Sum = 170	Sum = 442		

Dutchess County of Care (DCCoC) Partnership for the Homeless annual point-in-time (PIT) count of homeless persons 2022

DUTCHESS COUNTY 2022 - TRANSITIONAL HOUSING

Organization Name	Project Name	Beds HH w/ Children	PIT Count	Total Beds	Utilization Rate
Grace Smith House	Brookhaven	34	37	37	100%
	HRH Hillcrest House	0	49	58	84%
Hudson River Housing	HRH LaGrange House	40	82	82	100%
	HRH River Haven TLC	0	6	8	75%
		Sum=74	Sum=174		

DUTCHESS COUNTY 2022 - RAPID REHOUSING

Organization Name	Project Name	Beds HH w/ Children	PIT Count	Total Beds	Utilization Rate
Hudson River Housing	HRH STEPH	0	10	10	100%
		Sum = 0	Sum = 10		

Most emergency and transitional housing is concentrated in the City of Poughkeepsie, the largest urban center in Dutchess County. If unhoused persons in the study area want to access this housing, they must travel outside of northern Dutchess.

According to the PIT count for 2022 there were 442 people in the emergency shelter on the date of the count. Of these, 170 were children. On the same date there were 174 people in transitional housing and of these 74 were children. Ten people were counted in rapid rehousing as part of the PIT.

The U.S. Department of Education reports an annual count of students who experienced homelessness by school district. Students counted as homeless meet any of the following criteria based on the McKinney-Vento Act (42 U.S.C. 11431 et seq.):

- “Children and youth who are sharing the housing of other persons due to loss of housing, economic hardship, or a similar reason; are living in motels, hotels, trailer parks, or camping grounds due to the lack of alternative adequate accommodations; are living in emergency or transitional shelters; or are abandoned in hospitals
- Children and youth who have a primary nighttime residence that is a public or private place not designed for, or originally used as, a regular sleeping accommodation for human beings.
- Children and youths who are living in cars, parks, public spaces, abandoned buildings, substandard housing, bus or train stations, or similar settings.”

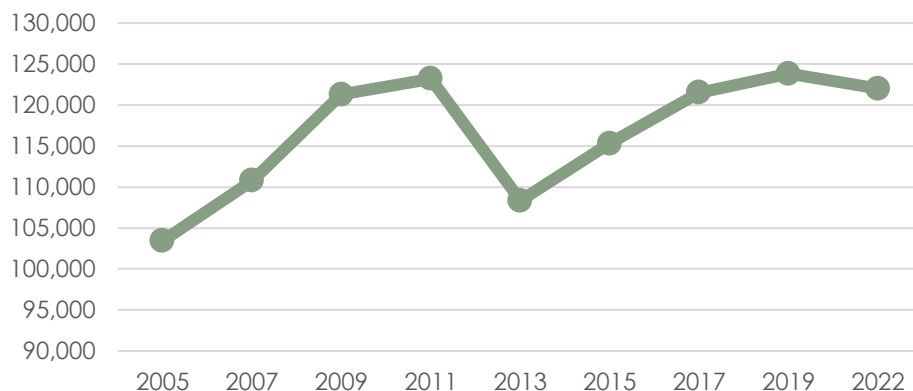
In the Red Hook CSD 14 students who experienced homelessness at some point during the year, in the Rhinebeck CSD this number was 11 and in Hyde Park CSD it was 63.

UNDUPLICATED* HOMELESS STUDENTS			
	2018-2019	2019-2020	2020-2021
Red Hook CSD	5	NA	14
Rhinebeck CSD	8	11	11
Hyde Park CSD	71	65	63

**Unduplicated- Students are only counted once
Source: U.S. Department of Education*

Mental Health

ANNUAL ESTIMATE OFFICE MENTAL HEALTH PATIENTS HUDSON VALLEY 2005-2022



The Office of Mental Health tracks the number of patients by New York region each year. This table shows the number of patients in the Hudson Valley region between 2005-2022. Since 2013 the number of patients in the Hudson Valley increased year over year until 2022 when it went down slightly. While this data is for the region and not specific to the study area, it aligns with community input on an increase in mental health issues in the communities.

Source: New York State Office of Mental Health Patient Characteristics Survey 2005-2022

The Dutchess County Systems of Care (SOC) along with the NYS Office of Mental Health conducted a planning workshop in 2022 to develop a strategic plan to enhance the county's localised map of children's care; identify strengths, resources, gaps and opportunities; and develop a strategic plan to address priority areas for change. The participants identified a list of issues in the county in terms of care including:

- “Staffing shortages/challenges with recruitment and retention
- Limited funding
- Lack of transportation
- Lack of awareness of services
- Regulations that limit eligibility, availability, and delivery of services
- Lack of specific programs, services, and supports (psychiatric beds, early intervention/hospital diversion programs, bilingual support, and behavioral health services)”

Katie Castell, LCSW-R, Enhanced Coordinated Children's Service Initiative Coordinator, Astor Services provided a complete list of expressed children and family needs, and larger system care needs which were presented to Dutchess County administrators in 2023:

“Expressed needs of children & families with our system

- Behavioral health counseling
- Psychiatry and medication management
- Hospital diversion
- Emotional regulation skill building
- Affordable and accessible socialization and recreational activities
- Increased family peer support & advocacy
- Flexible service provision for working caregivers
- Local Inpatient psychiatric beds for youth and adolescents
- Transition services for older adolescents

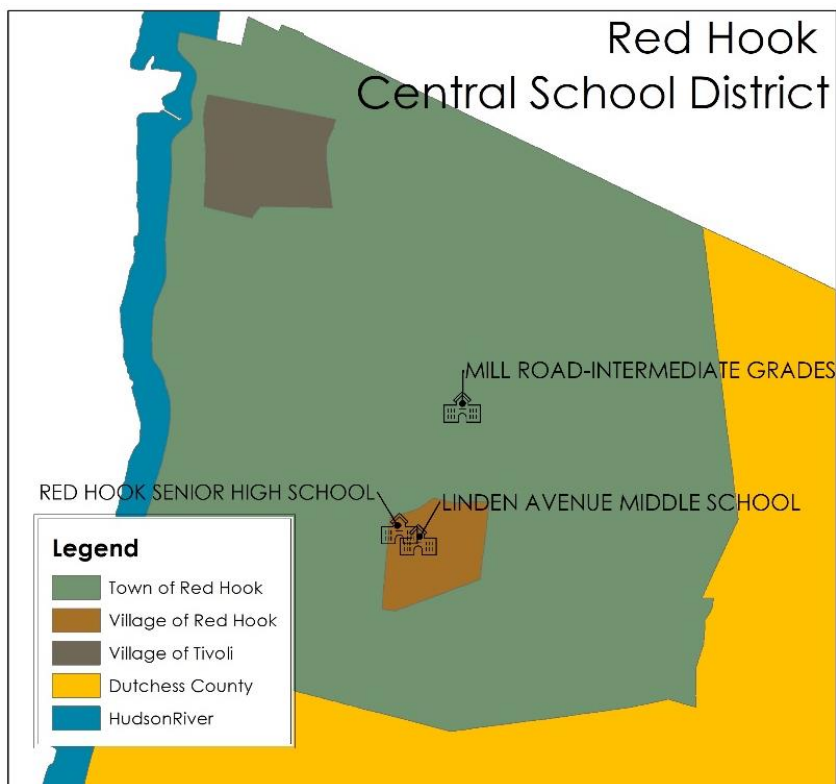
Larger System of Care Needs

- Knowledge of community resources and referral process
- Access and availability of resources and services (community based and out of home)
- Increased need to serve cross system youth involved in behavioral health, child welfare, probation, and education systems simultaneously
- Service/Program availability – with limited slots and the needs rising
- Strict eligibility and participation guidelines that impede full participation in non-billable interventions (i. e. outpatient counseling, care coordination, etc.)
- Insurance coverage gaps
- Staff recruiting and retention
- Utilization of crisis and/or hospital diversion services i.e. stabilization center, mobile crisis, Intensive Day Treatment (IDT), Partial Hospitalization Program (PHP), Home Based Crisis Intervention (HBCI)
- Changes in governing regulations that direct eligibility, availability, and overall delivery of services (Raise the Age, Raise the Lower Age, Families First Prevention Services Act, Medicaid Redesign, etc.)
- Localized Center for Community Resources (CCRs) and inpatient for youth and adolescents
- Community safety
- Increased homelessness and lack of affordable housing
- Substance Use Disorders
- Bilingual service providers and assistance for immigrants
- Aging out population (behavioral health, housing, vocation, etc.)

Possible Action Tasks

- County support and involvement in advocating for increased HBCI and other hospital diversion programs
- Data sharing – Collect and share data to inform planning and gauge effectiveness. Choose certain indicators on existing county plans to track and remove barriers to improve outcomes
- Improve utilization of TIER III – Removing Barriers to Care committee - increase referrals to strengthen interagency collaboration and sharing of information to solve complex issues
- Expand Helping Our Families Guide – explore IT resources to add hyperlinks to agency website, referral forms, etc.
- Acknowledge and celebrate success."

Education



The Red Hook Central School District includes three schools: Mill Road-Intermediate and Primary Grades School, the Linden Avenue Middle School, and the Red Hook Senior High School. The middle and high school are both within the Village of Red Hook while the Mill-Road school is approximately two miles north of the village.

ENROLLMENT

The total enrollment for the school district in the 2021-2022 school year, the most recent year available, was 1,645 students.

The student population of the school district is predominantly white (81%) but has a growing Hispanic or Latino population. In the 2021-2022 school year 12% (202 students) of the students identified as Hispanic or Latino whereas in 2012-2013, the first year data are available, the Hispanic or Latino population made up 5% of the student body (105 students).

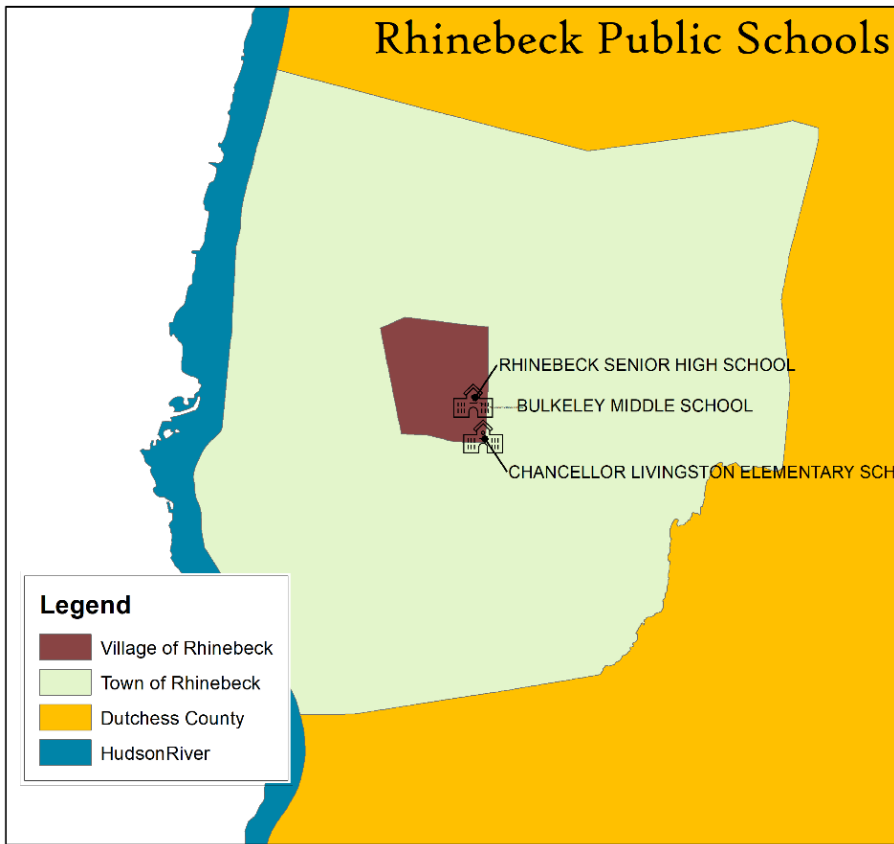
Meanwhile, the percentage and number of students who are Black or African American has decreased over the same period. In 2021-2022 this demographic made up 2% (30

students) of the school population whereas in 2012-2013 this student demographic also made up 2% of the student population but there were 48 Black or African American students in the district.

The number of English language learner students has increased in the district from 2012-2013 from 34 students (2%) to 52 students (3%) in 2021-2022.

The number of students with disabilities has also slightly increased from 216 students (11%) to 219 students (14%).

Students classified as economically disadvantaged is also increasing: from 345 students (17%) in 2012-2013 to 394 students (24%) in 2021-2022.



The Rhinebeck Central School District includes Chancellor Livingston Elementary School, Bulkeley Middle School, and Rhinebeck Senior High School. In 2021-2022 the total enrollment for the district was 937 students.

ENROLLMENT

The total enrollment for the school district in the 2021-2022 school year, the most recent year available, was 937 students.

The student population of the school district is predominantly white (79%) but has a growing Hispanic or Latino population. In the 2021-2022 school year 11% (100 students) of the students identified as Hispanic or Latino whereas in 2012-2013, the first year data are available, the Hispanic or Latino population made up 6% of the student body (63 students).

Meanwhile the percentage and number of students who are Black or African American has decreased over the same period. In 2021-2022 they made up only 1% (7 students) of the school population whereas in 2012-2013

they made up 2% but there were 24 Black or African American students in the district.

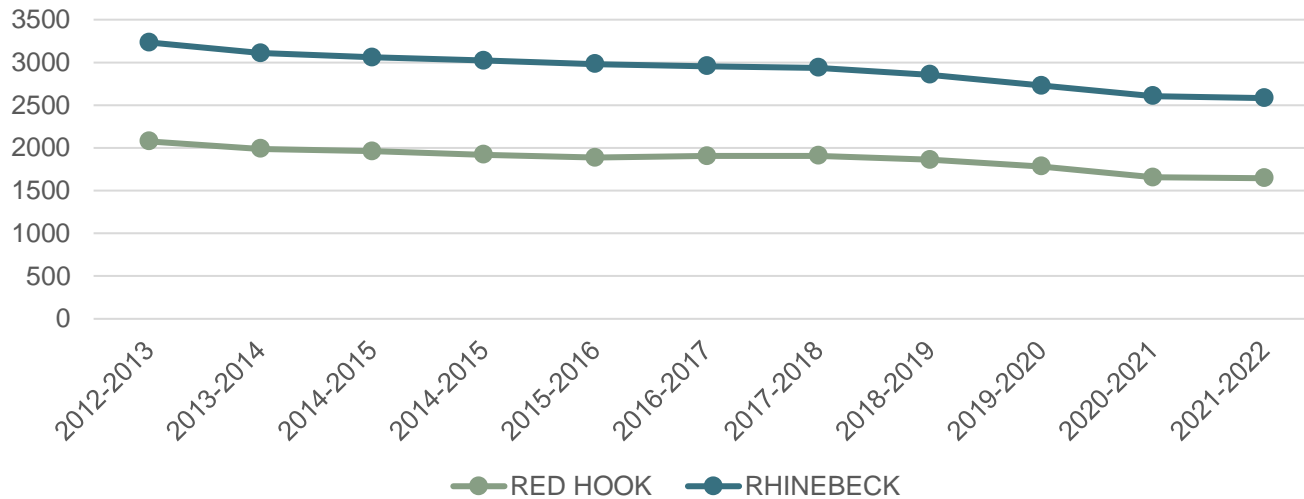
Multiracial students make up 6% of the student body (59 students).

The number of English language learner students has remained almost unchanged in the district over the period. In 2012-2013 there were 13 students (1%) ELL students and in 2022-2022 there were 15 students (2%).

The number of students with disabilities has slightly decreased from 114 to 111 students.

Students classified as economically disadvantaged is increasing from 176 (16%) in 2012-2013 to 184 students (20%) in 2021-2022.

TOTAL ENROLLMENT RED HOOK CSD AND RHINEBECK CSD 2012-2013 TO 2021-2022



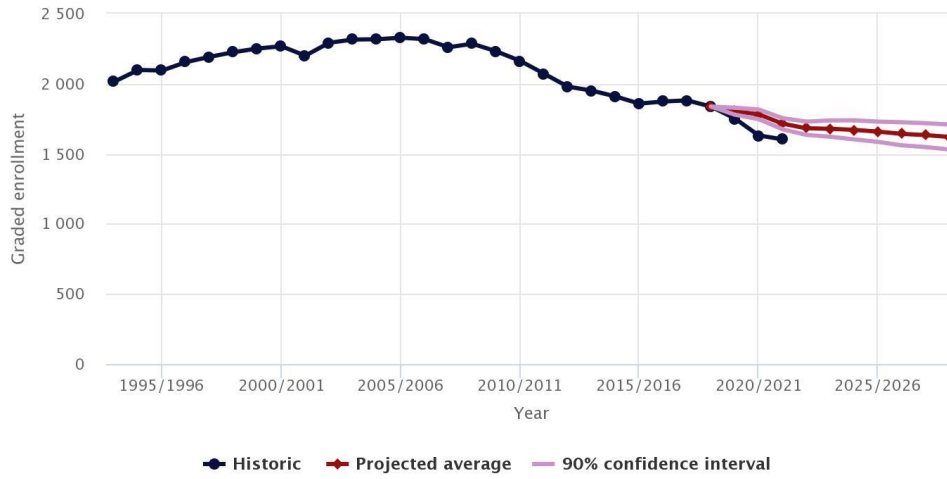
Source: New York State ED, IRS Enrollment 2012-2013 to 2021-2022

As seen in the chart on this page, over the last decade enrollment numbers have slowly decreased in both school districts. Red Hook CSD had 21% fewer students during the 2021-2022 school year than it did ten years before, while Rhinebeck CSD has 19% fewer students.

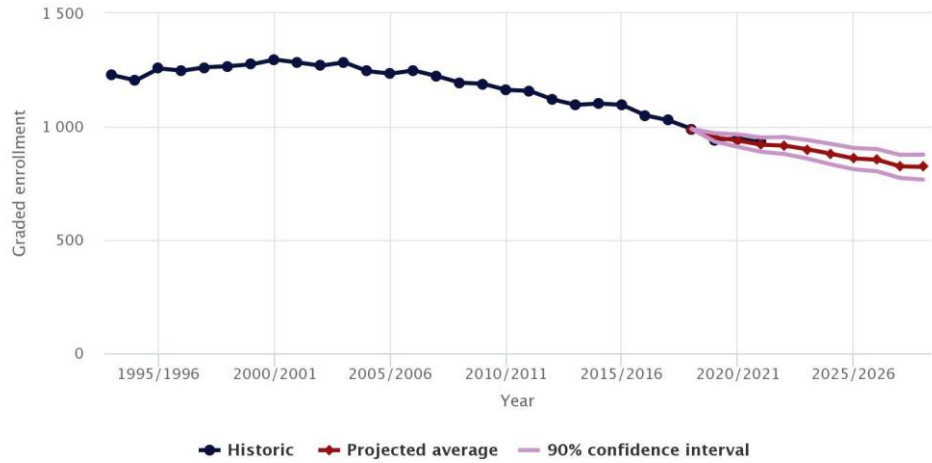
The charts on the next page show enrollment projections from the Cornell University Applied Demographics, Projected School Enrollment for both the Red Hook CSD and the Rhinebeck CSD.

As the charts show, enrollment is projected to continue to decline in both districts.

RED HOOK CSD



RHINEBECK CSD



Source: Cornell University Applied Demographics, Projected School Enrollment, Red Hook CSD and Rhinebeck CSD

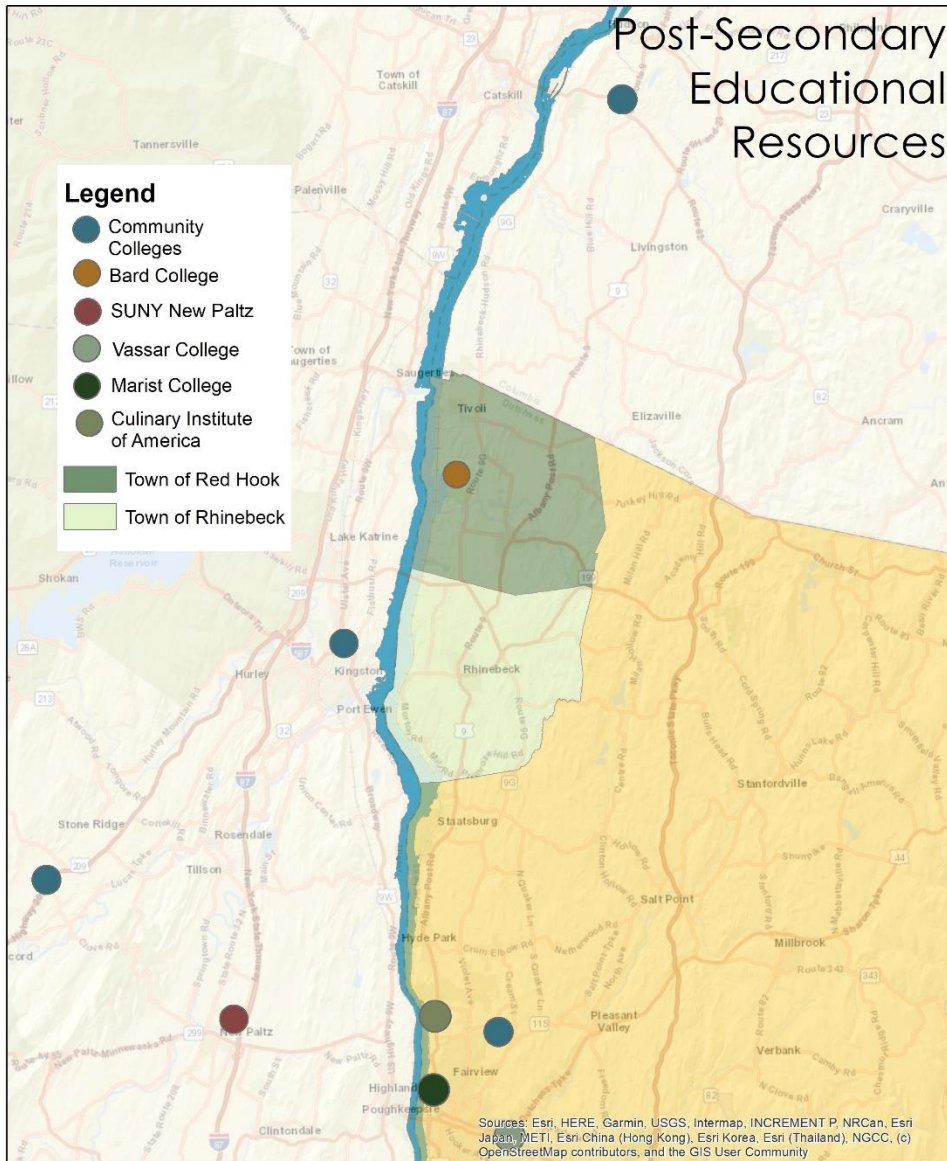
HIGHEST LEVEL OF EDUCATIONAL ATTAINMENT POPULATION 25 YEARS AND OLDER

	Less than 9th grade	9th to 12th grade, no	High school graduate (includes equivalency)	Some college, no degree	Associate's degree	Bachelor's degree	Graduate or professional degree	High school graduate or higher	Bachelor's degree or higher
Town of Red Hook	2%	2%	18%	16%	8%	24%	30%	96%	54%
Town of Rhinebeck	2%	4%	19%	13%	11%	24%	26%	94%	51%
Village of Red Hook	4%	3%	17%	9%	8%	18%	40%	93%	58%
Village of Rhinebeck	2%	6%	20%	14%	15%	18%	25%	92%	43%
Village of Tivoli	1%	2%	9%	15%	5%	32%	36%	97%	67%
Dutchess County	3%	6%	26%	17%	10%	20%	18%	92%	38%

Source: U.S. Census, American Community Survey, 5-Year Estimates 2021

This table shows the highest level of educational attainment for people over the age 25 and the percentage of the total population over 25 years old in each group.

Across the study area over 90% of the population 25 years or older has at least a high school diploma. Except for in the Village of Rhinebeck, over 50% of the population in the study area has a bachelor's degree or higher. Between 3% and 8% of the population has less than a high school diploma, depending on the municipality.



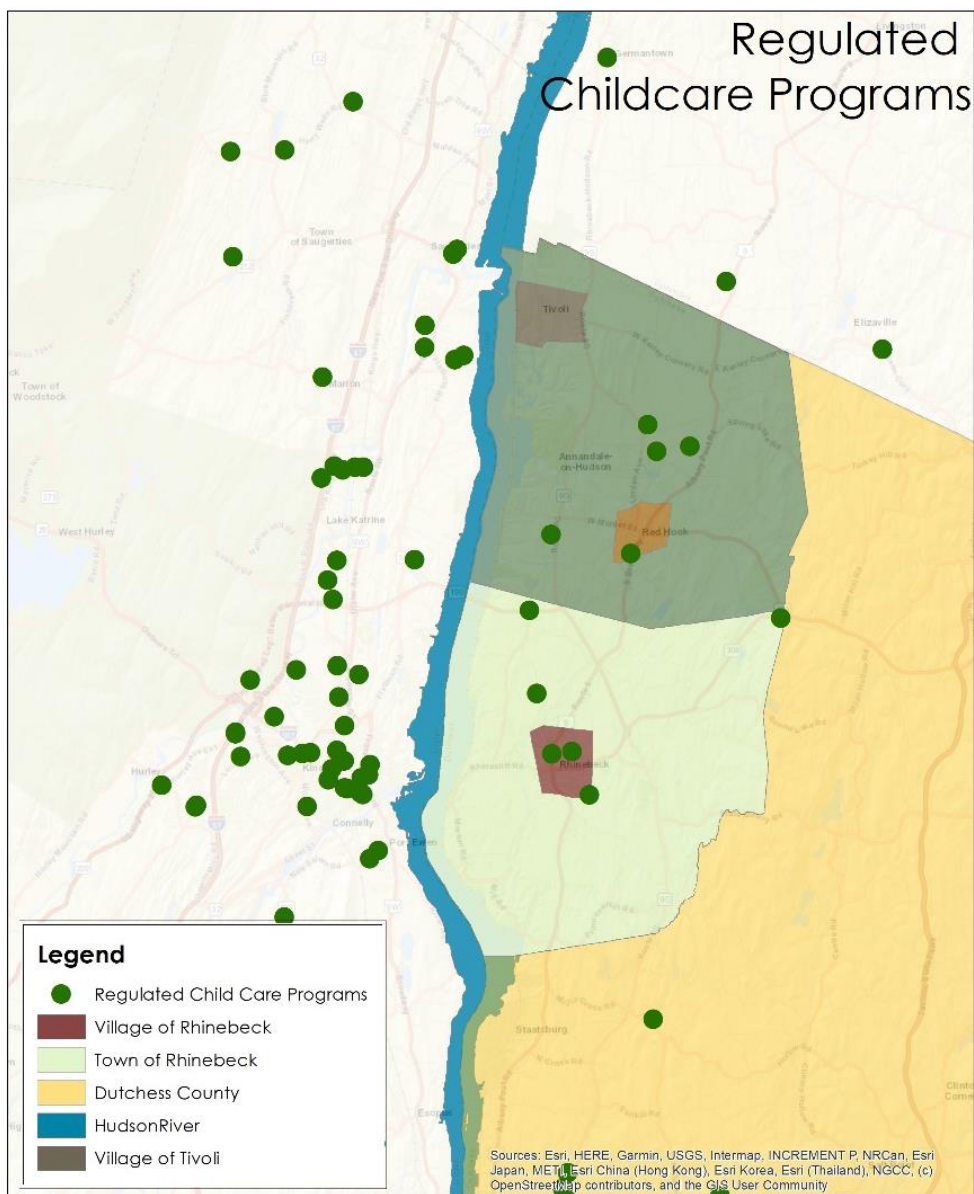
Post-secondary school institutions provide educational, employment, and cultural opportunities for people in the Red Hook and Rhinebeck communities.

Bard College, situated between the Village of Red Hook and the Village of Tivoli plays an important role in the two communities. A number of students live in one of the villages, the college brings numerous visitors to the area each year, and college programs, such as the Bard Center for Civic Engagement promotes the engagement of faculty, students, staff and community members in community-focused work.

SUNY community colleges in the City of Kingston, Poughkeepsie, and throughout the region offer affordable job training and two-year degree programs.

Source: Hudson Valley Pattern for Progress

Child Care

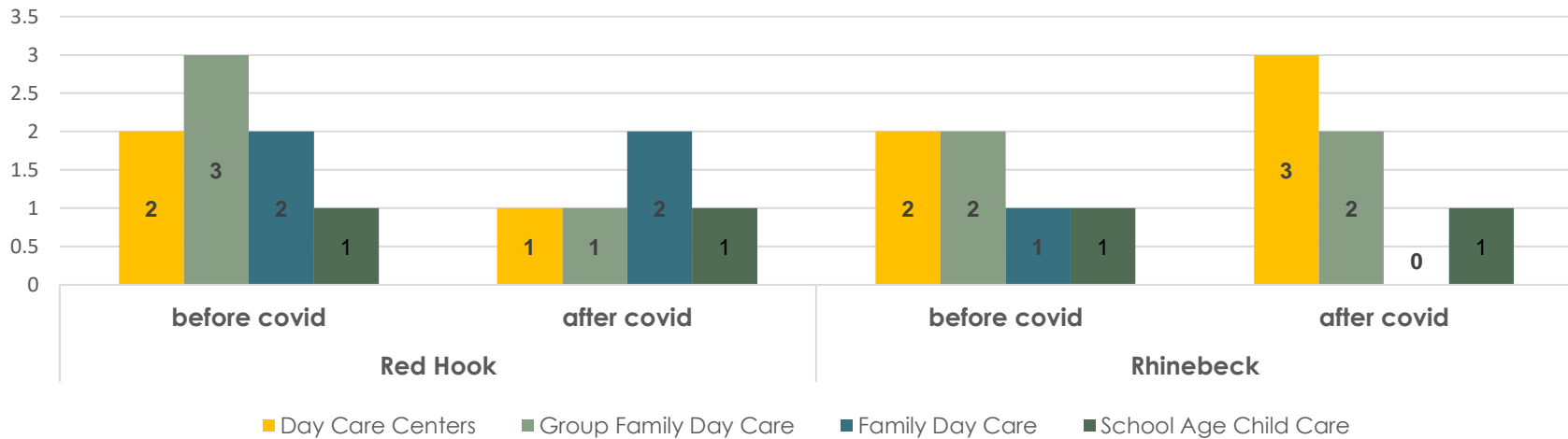


Childcare shortages are an issue throughout the Hudson Valley and were only made worse from the Covid-19 pandemic with staffing shortages and the closure of many facilities.

The map on this page shows regulated childcare programs in the study area and the following table shows these programs within the Towns of Red Hook and Rhinebeck. There are also nearby programs north of Red Hook in Columbia County, and across the Hudson from the Village of Tivoli, and further south near Kingston as well. For parents working in these areas, childcare facilities outside of their town may be more accessible.

Source: *Child Care Regulated Programs*, New York State Office of Children and Family Services, October 2022, *Pattern for Progress*

CHILD CARE FACILITIES BY MODALITY BEFORE AND AFTER THE COVID PANDEMIC* TOWNS OF RED HOOK AND RHINEBECK

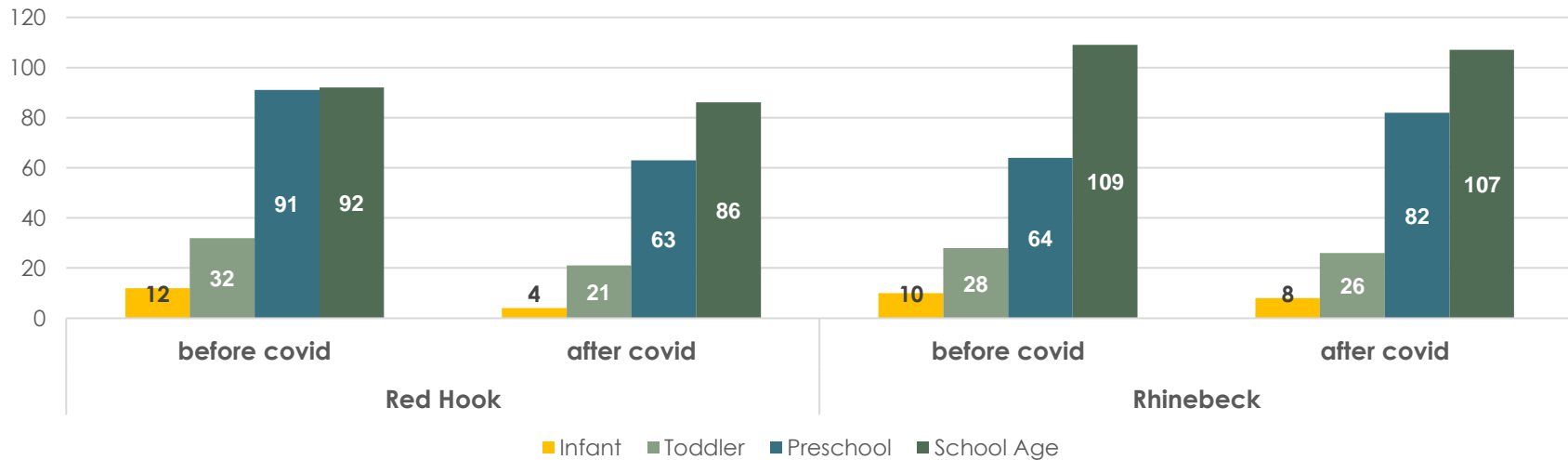


Source: Child Care Council of Dutchess and Putnam, Inc.
*Data for Before Covid Pandemic was March 2020, October 2022 was date for After Covid

In the Town of Red Hook there was a decline in the number of all types of childcare facilities as compared to pre- Covid-19. Prior to the pandemic there were two daycare centers and afterwards there was only one. The number of group family day care centers went from three to one. There was no change in the number of family day care and school age childcare centers. The reason for facility closures is not known from the data.

In the Town of Rhinebeck there was an increase in the number of day care centers from two to three following the pandemic. After the pandemic the one family day care center in the Town of Rhinebeck closed.

CHILD CARE CAPACITY BEFORE AND AFTER THE COVID PANDEMIC* TOWNS OF RED HOOK AND RHINEBECK



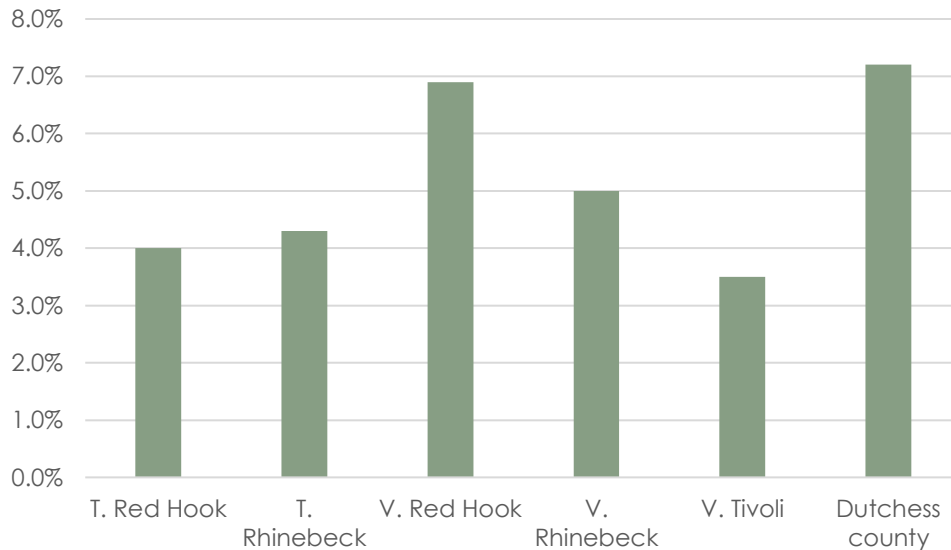
Source: Child Care Council of Dutchess and Putnam, Inc.
*Data for Before Covid Pandemic was March 2020, October 2022 was date for After Covid

In the Town of Red Hook, the capacity for infant care, toddler, preschool and school age care all decreased from before the pandemic. There were only 12 slots for infants before the pandemic and as of 2022 this number was down to 4. There were 32 positions for toddlers and this number decreased to 21 as of 2022. Similarly, there were 91 positions for preschool-age children and after the pandemic only 63. School age positions went from 92 to 86.

In the Town of Rhinebeck there was also a decrease in capacity for most childcare types except for preschool positions which went from 64 to 82.

Transportation

PERCENTAGE OF TOTAL HOUSEHOLDS WITH NO VEHICLE AVAILABLE



Source: U.S. Census American Community Survey, 5-Year Estimate 2021

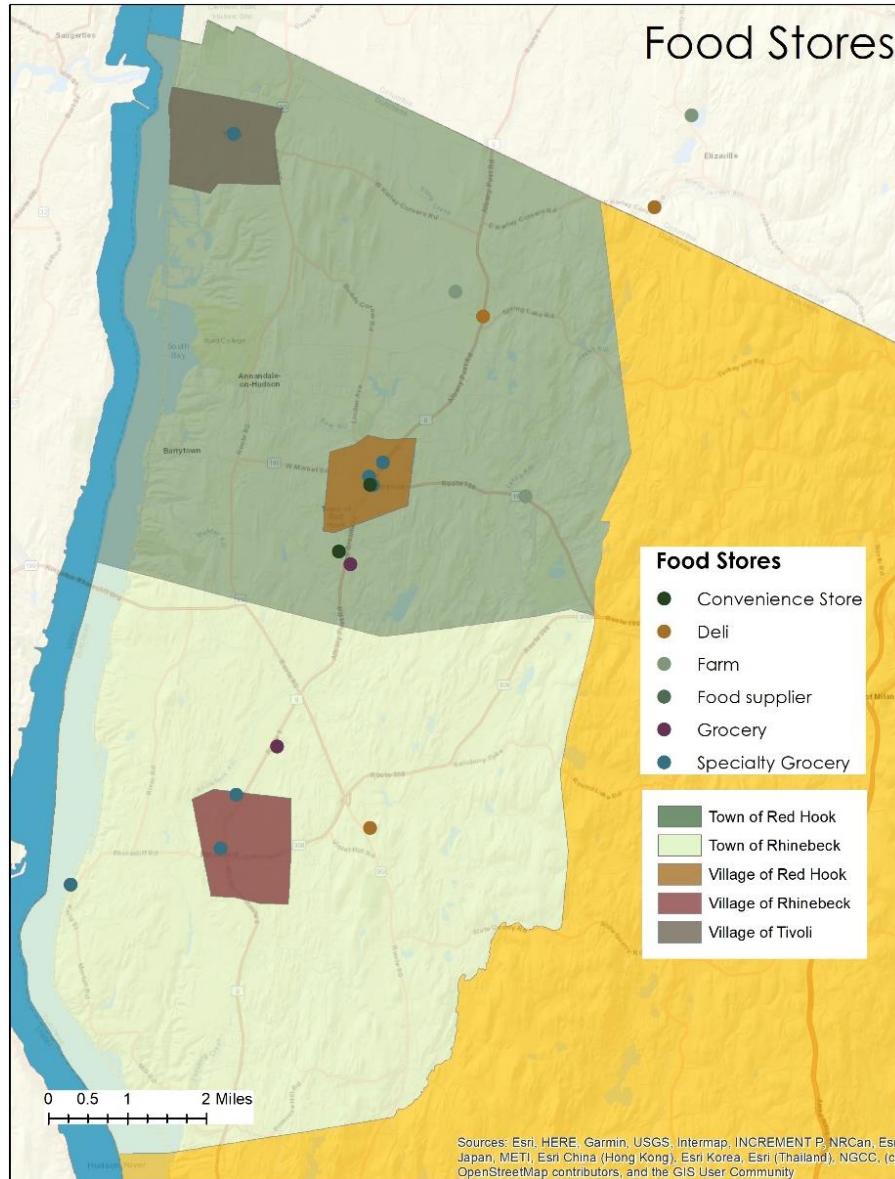
The table on this page shows the percentage of households in each geography in the study area that do not have access to a vehicle. The Village of Red Hook has the highest percentage of vehicle-less households at 7%, followed by the Village of Rhinebeck at 5% and then the Town of Red Hook at 4%.

Without access to a vehicle people are dependent on different modes of transportation to reach services, employment opportunities, and other important destinations. People may be reliant on any one or a combination of the following: public bus, walking, biking, wheelchair, other non-automobile transport, rides from friends or relations, hired cars, or rides from a non-profit or volunteer organization.

For people who reside in population centers like the villages, it is more likely that their destinations will be within walking distance and that there will be safe passage to reach destinations on designated walking paths or sidewalks. People who are vehicle-less in more rural areas are often more isolated and are more reliant on vehicular travel.

Mobility is a key component in whether people can be independent, participate in society and civic life, and live full lives.

Food Access



The map on this page shows food stores in the Red Hook and Rhinebeck area. Stores were located using a Google search and then classified into one of the following categories:

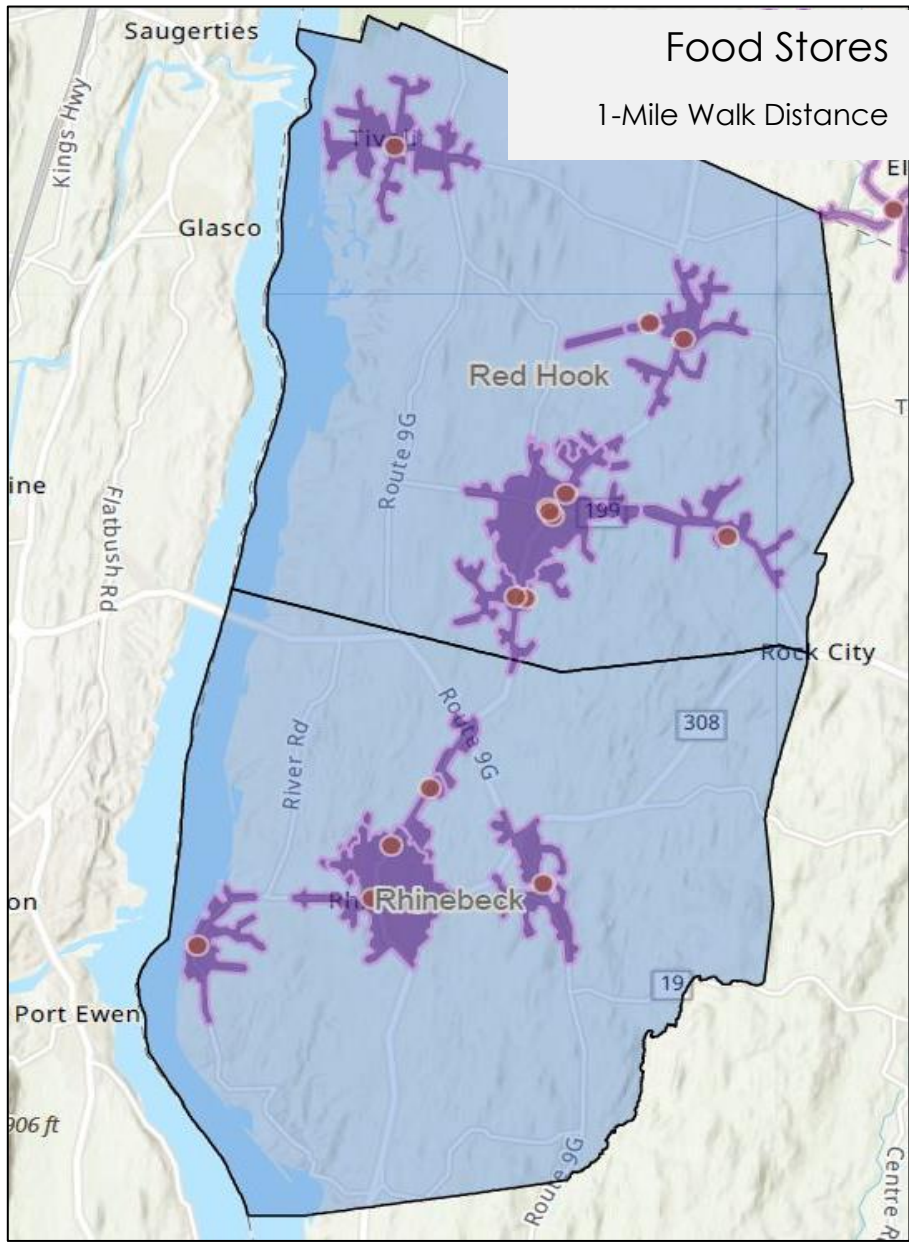
- Convenience store
- Deli
- Farm
- Food supplier
- Grocery
- Specialty Grocery

In general grocery stores offer the largest selection of food and at the lowest prices. There are two grocery stores in the study area, both on Route 9 between the villages of Red Hook and Rhinebeck.

Farm stands are a good source of fresh food and there are two in the Town of Red Hook. Food may only be available seasonally at these locations.

There are several specialty grocery stores – one in the Village of Tivoli and two in each the Village of Red Hook and the Village of Rhinebeck.

Typically, delis sell food items such as milk, bread, and canned items but have limited options.

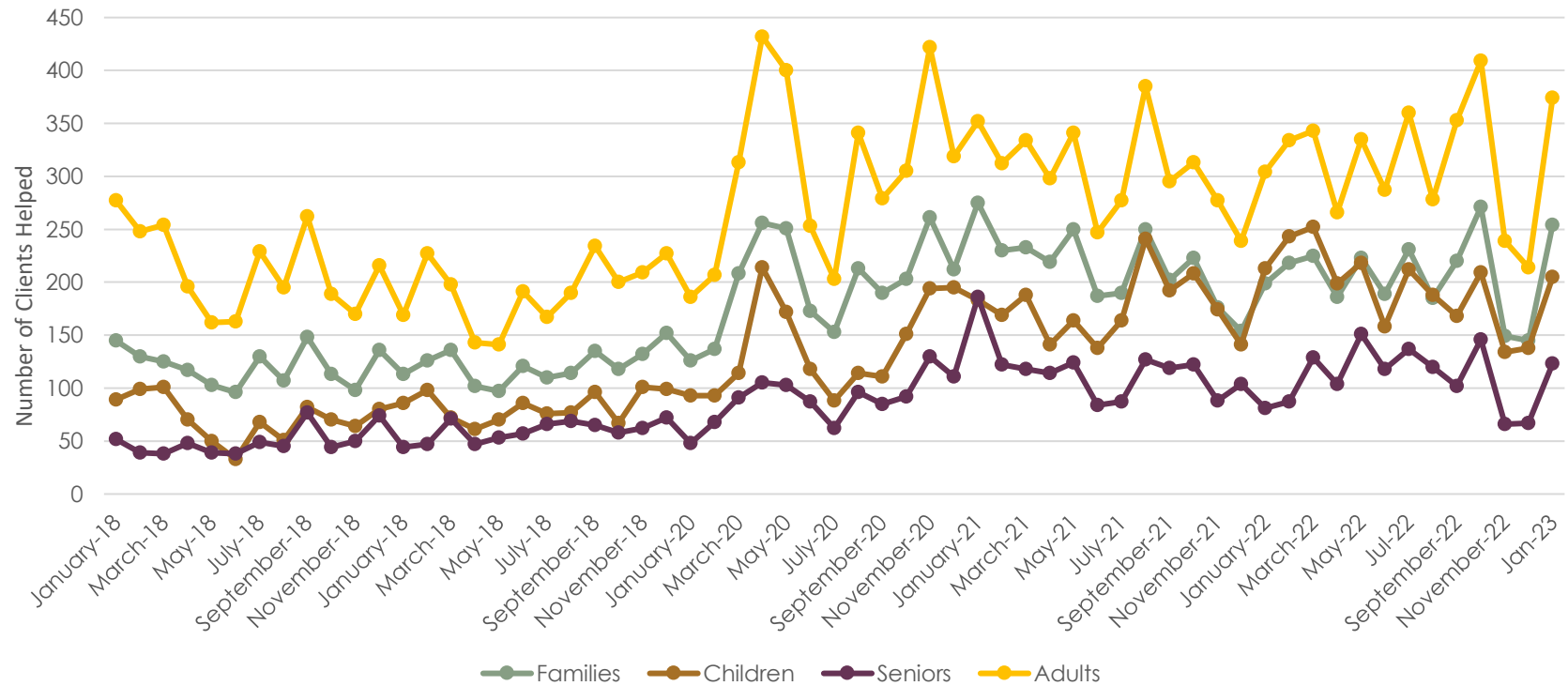


The map on this page shows all food stores including those on the previous page and a one mile walk or drive distance. The food stores are red dots on the map and the one mile walk distance is shown in purple. Residents without a vehicle may have to walk, take public transportation, or depend on others to reach a food store.

Most of the villages are a one mile walk from one of the specialty grocery stores. The area that is within a one mile walk of the grocery stores is quite limited.

There are large parts of the two towns that are well outside a one mile walk from any food store.

UMC FOOD PANTRY CLIENTS HELPED EACH MONTH 2018-JANUARY 2023



The data included in this chart were provided by the United Methodist Church Food Pantry in Red Hook. The chart shows the number of people served by the pantry each month starting in January 2018. There are four groups represented on the chart: families, children, seniors, and adults. The pantry has seen an increase in the number of people accessing the pantry over the last several years.

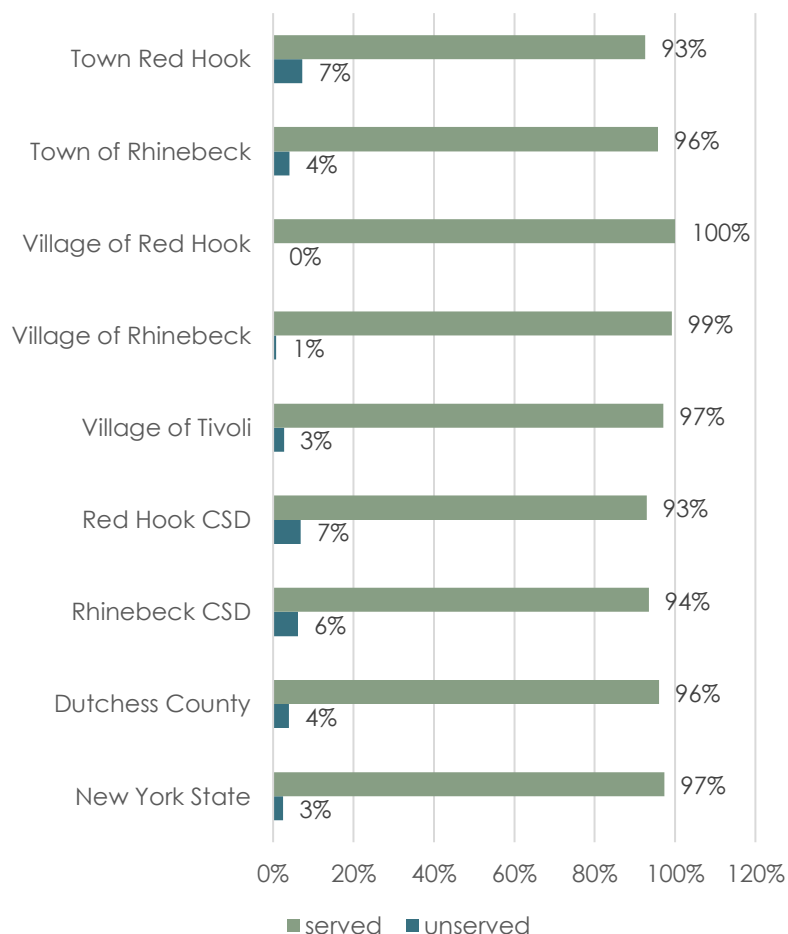
From January of 2018 to January of 2023 there was a 137% increase in the number of seniors, a 130% increase in the number of children, a 75% increase in the number of all adults, and a 35% increase in the number of families using the food pantry.

Internet Access

According to the broadband map put out by the NY Public Service Commission, which is displayed in a chart format on this page, close to 100% of households in the Villages of Red Hook and Rhinebeck have broadband access. Broadband access

refers to the infrastructure for broadband, but without a subscription, a household may still lack internet access (see next page).

BROADBAND ACCESS*



In the Town of Rhinebeck around 4% of households are unserved by broadband and in the Town of Red Hook 7% of households are unserved. These percentages are lower than that of New York State at large, which is 3%.

The Public Service Commission also provides data for the number of households in a school district that are served and unserved by broadband. In the Red Hook CSD 7% fit into this category and in the Rhinebeck CSD 6% are unserved.

A very small portion of households are underserved in terms of broadband access. These are not shown in the table.

Source: NY Public Service Commission's Broadband Map, August 2022

*"The NY Public Service Commission's Broadband Map is an interactive tool for exploring the "level of service" for a given location, as well as assessing potential broadband providers on a per-address basis. The application and data therein are maintained and developed by the Department of Public Service and the address points used to populate the map originate from the NYS GIS Program Office's Street and Address Maintenance (SAM) Program. The SAM address points applied to the map reflect roof-tops, as the program does not distinguish between residential and commercial, or single-family homes and multi-dwelling units."

TYPE OF INTERNET SUBSCRIPTIONS										
	Town of Red Hook		Town of Rhinebeck		Village of Red Hook		Village of Rhinebeck		Village of Tivoli	
	#	%	#	%	#	%	#	%	#	%
With an Internet subscription	3,190	93%	3,199	94%	796	90%	1,296	93%	335	90%
Dial-up with no other type of Internet subscription	0	0%	29	1%	0	0%	24	2%	0	0%
Broadband of any type	3,190	93%	3,170	93%	796	90%	1,272	91%	335	90%
Cellular data plan	2,803	81%	2,534	75%	688	78%	1,051	75%	300	81%
Cellular data plan with no other type of Internet subscription	146	4%	196	6%	25	3%	107	8%	9	2%
Broadband such as cable, fiber optic or DSL	3,010	87%	2,722	80%	763	87%	1,131	81%	326	88%
Satellite Internet service	72	2%	169	5%	12	1%	39	3%	2	1%
Without an Internet subscription	257	8%	195	6%	85	10%	104	7%	37	10%

Source: U.S. Census, American Community Survey, 5-Year Estimates 2021

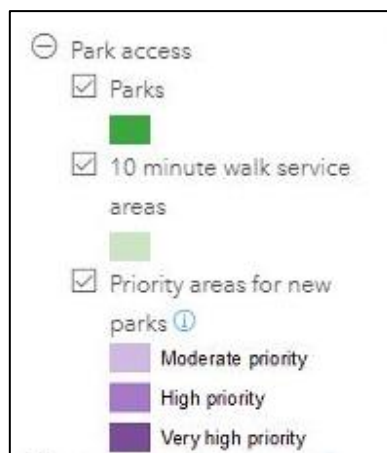
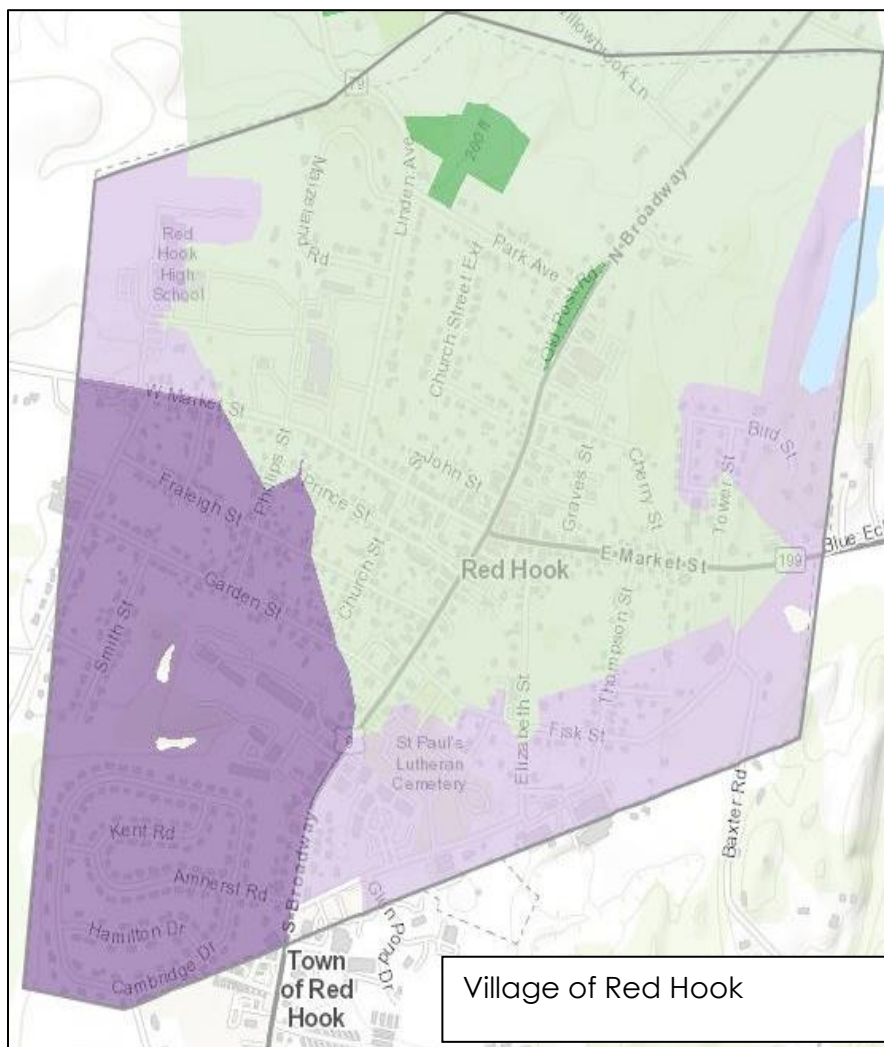
The chart on this page shows the percentage of households that have an internet subscription of some kind including dial-up; broadband of any type such as cable, fiber optic or DSL; a cellular data plan; or satellite internet service. Households may have broadband access meaning the infrastructure exists for them to access the internet (previous page) but without a subscription they may not be able to do so.

Between 6% and 10% of the households in the study area have no internet subscription at all, according to the 2021 data.

The internet is increasingly an essential utility just as are electricity and water. Without internet access people face tremendous barriers in terms of accessing employment opportunities, accessing public services, accessing educational opportunities, being informed about what is happening in the world through online media sources, and even from paying bills. On the survey and during community meetings for this study numerous people reported that they do not have access to the internet.

Quality of Life Measures

Open Space



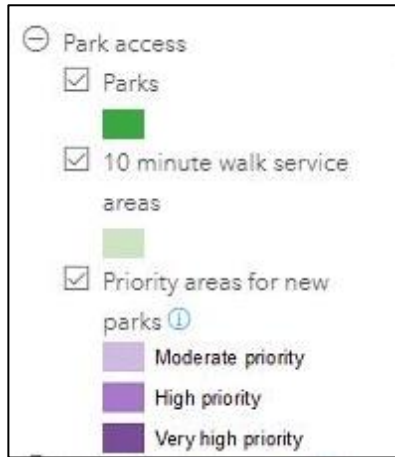
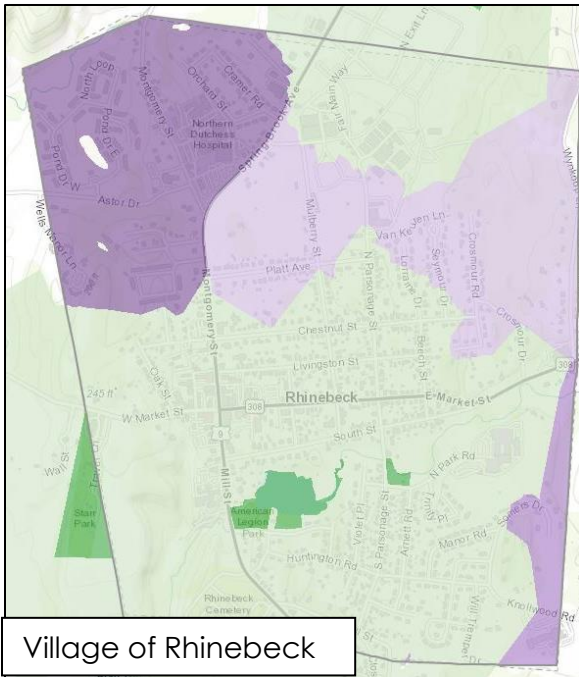
The national nonprofit Trust for Public Lands maps access to outdoor resources within urban communities.

The map for the Village of Red Hook is on this page. Parks are indicated with green. Light green areas indicate parts of the community that are within a ten-minute walk of a park and the purple areas are outside of a ten-minute walk of a park.

Light purple indicates a moderate priority area for new parks and the darker purple areas indicate high priority and very high priority. In the Village of Red Hook most of the area is within a ten-minute walk of a park but the southern and western side of the village are outside of that distance.

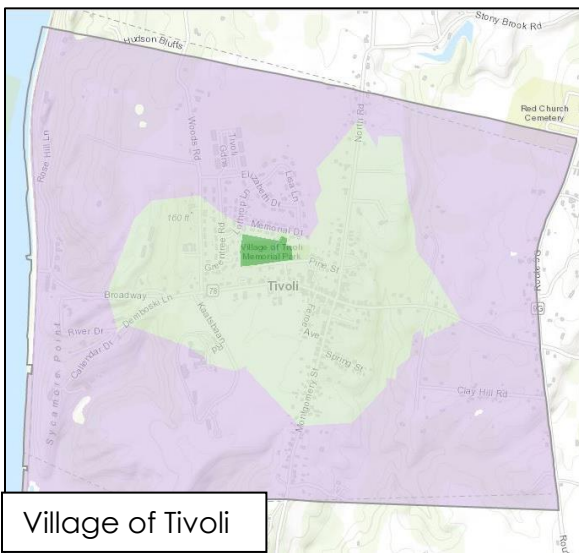
According to the mapping tool 43% of village residents are within a 10-minute walk of a park. 1,122 people are outside of a 10-minute walk.

source: Trust for Public Lands - ParkScore



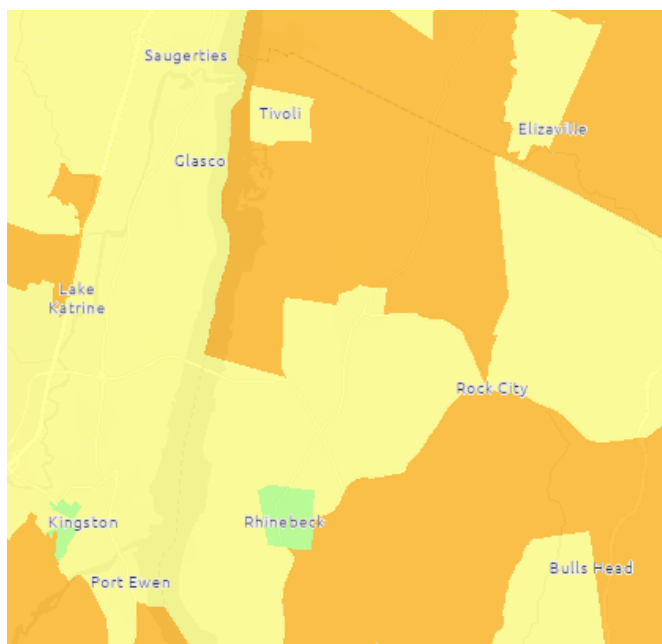
According to the Trust for Public Lands map of the Village of Rhinebeck, 56% of live within a 10-minute walk of a park while the remaining population is outside of a 10-minute walk.

The two village parks are on the southern end of the village. Priority areas for a park are in the northern part of the village.



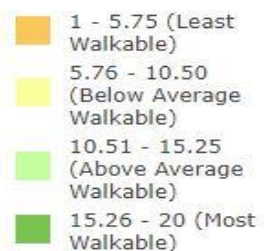
As can be seen on the map of Tivoli, there is one centrally located park in the village. According to the mapping tool, 25% of residents live within a 10-minute walk of a park, and 75% of residents are outside of a 10-minute walk.

Walkability



Source: Environmental Protection Agency, National Walkability Index

Walkability Index



The EPA National Walkability Index classifies areas in the following categories:

- Most Walkable (green),
- Above Average Walkable (light green),
- Below Average Walkable (yellow), and
- Least Walkable (orange).

The walkability index uses the following metrics to measure walkability:

- Intersection density where higher density is correlated with higher numbers of walk trips
- Proximity to transit stops
- Diversity of land uses including employment mix and household types. Higher diversity of employment and housing types indicates more walk trips.

While not factored into this walkability index, sidewalk conditions and pedestrian signage are also significant factors in the walkability of a community.

According to the EPA index and as shown on the map on this page, much of the Red Hook and Rhinebeck area is classified as Least Walkable or as Below Average Walkable. The Village of Rhinebeck stands out in the study area as the only place that is classified as Above Average Walkable.

For people without a vehicle or those unable to drive, walkability is an important factor in quality of life because it means they can leave their homes and access many destinations without a vehicle. Walkable places also promote health as people are more likely to be physically active if they have the option to safely walk to places. Walkability is also important in reducing carbon emissions from vehicular traffic because people are less dependent on vehicles in walkable communities. Walkable communities also foster social interaction since people walking are more likely to see one another and speak to one another than are people in vehicles.

Existing Community Service Providers and Resources

The greater Red Hook and Rhinebeck area benefit from numerous existing institutions, organizations, programs, and services. The following matrix shows services providers and resources including which geography is covered, and the relevant areas of service.

This matrix is a snapshot of known resources in the community based on interviews and community conversations. The list is not comprehensive. Organizations and service providers are not stagnant entities and evolve based on needs, staffing, volunteers, funding resources, and leadership. This matrix should be used only as a broad overview of existing community service providers and resources.

	Red Hook	Rhinebeck	Senior assistance	Transportation Assistance	Youth education	Adult education	Employment assistance	Clothing	Food	Domestic violence	Social and community	Culture and language	Children with disabilities	Adults with disabilities	Housing/Shelter	Utilities/Heat	Physical health services	Mental health services	Counseling & support groups	Advocacy/Community Education	Technical support/ assistance	Public service	Private or Member service
Red Hook Community Center																							
Red Hook Responds																							
Bard Center for Civic Engagement																							
Red Hook Together																							
Red Hook Harvest ("food backpack program")																							
Public libraries																							
United Methodist Church Food Pantry																							
4 Corners Community Farm																							
In Flight, Inc.(ISAIL program)																							
CultureConnect																							
Community Action Partnership for Dutchess County																							
Devereux Foundation																							
Northern Dutchess Mental Health Collective																							
Dutchess County Grace Smith House																							
ETNA																							
Nuvance (hospital) career and workforce development programs																							
Ramapo for Children																							
Astor Home for Children																							
The Episcopal Church of the Messiah Food Pantry																							
The Episcopal Church of the Messiah ELL classes																							
Rhinebeck at Home																							

- **Red Hook Community Center** - The Red Hook Community Center is a community gathering place with a mission to provide a place for education, recreation, celebration, the arts, and human-based services. The community center offers a variety of programs and resources to meet the needs and requests of the community. Programs and services include the Community Clothes Closet, which offers a free shopping experience for clothes and household items; weekly African Dance classes; and a youth employment program, to name just a few. The community center provides space for a much-used sewing room, a technology room with computers, and a youth recreational room with games. The center also provides space for other community organizations and programs such as those offered by the Dutchess County Office for the Aging as well as other groups.

Website: [RED HOOK COMMUNITY CENTER](#)

- **Red Hook Responds** – “Red Hook Responds coordinates, enhances and supports the existing and new volunteer efforts in the Red Hook area. It harnesses volunteers in a centralized location where people work together to maximize the programs already in place. A volunteer portal places volunteers with appropriate programs based on skills and interests. Red Hook Responds improves communication between groups within the community doing similar volunteer efforts. Red Hook Responds works in collaboration with elected officials in the Town and Village of Red Hook and the Village of Tivoli. Red Hook Eats is a sub-committee of Red Hook Responds which will focus on helping with preparation of food and delivery to homebound and ill during a crisis. Funds raised are used to facilitate ongoing, current and future needs in the greater Red Hook community.” (Mission statement)

Website: [Red Hook Responds - Volunteers, Donations & Help for our community](#)

- **Bard Center for Civic Engagement** – Under the belief that institutions should be community actors, that academic institutions are inexorably linked to democracy, the Center for Civic (CEC) is a tool for civic engagement for Bard faculty, students, staff, and community. The CEC has a short student internship program where students are matched with community partners to provide services and volunteer work in the community. The CEC also has a Trusted Leadership Program which is a student-initiated program where students find a need in the community and offer to help fill the gap.

Website: [Bard Center for Civic Engagement](#)

- **Red Hook Together** – Organized by staff from the Bard College Center for Civic engagement, Red Hook Together is a group of non-profits, volunteers, and other community leaders who meet once a month to share updates about their respective work and coordinated efforts.

- **Red Hook Harvest (Food backpack program)**- A small group of parents and volunteers deliver around 35 boxes of food to families with students in the Red Hook Central School District high school or middle school each month. The program is funded through grants and donations which are paid to the regional food bank. The volunteers then purchase discounted non-perishables from the food bank each month for delivery. Families in need are identified by school counselors.
- **Public Libraries** - Public libraries provide a variety of community services including youth and adult programming, social and community services, and technical support and assistance.
- **United Methodist Church Food Pantry** — A church-based food pantry that serves the greater Red Hook and Rhinebeck area.
- **4 Corners Farm** – “(I)s a community initiative that provides the tools, resources, and network to help families, groups and volunteers grow their own food and share produce with food distribution programs at little or no-cost. 4 Corners Community Farm supports community resilience and strengthens the regional foodshed by providing a center for residents to adopt garden parcels, produce and donate agricultural products, acquire education in food security and self-sufficiency, and congregate for community recreation and initiatives.” (Mission statement) Workshops on gardening and farming are offered at the farm in both English and Spanish. The farm also hosts annual festivals which provide a space for community members to come together.
Website: [4 Corners Community Farm Home Page \(fourcornersfarm.org\)](http://fourcornersfarm.org)
- **In Flight, Inc. (ISAIL program)** - The In Flight, Inc. Success Academy for Independent Living is centrally located in the Village of Red Hook. The Academy is through Day Hab Without Walls and is for adults 18+ with developmental disabilities who are on the Medicaid Waiver and seeking to build independent living skills. Through this program interactive and hands-on lessons are offered daily. They do role play, cooking, lessons in the community as well as on site, interactive presentations etc. In addition to the Academy, they offer Community Prevocational Services which helps to teach soft skills needed for community employment through volunteer opportunities in small groups in the community. Both of these services are weekdays between 8:00 a.m.-4:00 p.m. ISAIL also offers Supportive Employment (SEMP) which is the next step in independence, where they help them find and maintain a job in the community through discovering what they like to do, job development and job coaching. Community Habilitation assists the person (child through adult) with a developmental disability to identify goals they want to work on and provides one to one support to build skills both at home and in the community.
Website: [I-SAIL | inflightinc \(lspiciarich.wixsite.com\)](http://inflightinc.com)

- **CultureConnect** – Formed over thirty years ago, CultureConnect has a mission to “empower youth and families of our communities to create a future of social justice, global engagement, and cultural competence.” (Mission statement) The non-profit offers a variety of programs for children of different age groups as well as multi-cultural events such as the Dia de Los Muertos Celebration, and Juneteenth events, among others.
Website: [CultureConnect \(cultureconnectrbk.org\)](http://cultureconnectrbk.org)
- **Community Action Partnership for Dutchess County** – A county-wide agency, Dutchess Community Action Partnership has the mission to “partner with individuals and families to eliminate poverty and identify the resources and opportunities available to them to enhance their self-reliance.” With a location on Market Street in the Village of Red Hook, the agency is centrally located in northern Dutchess and serves surrounding towns and villages. The agency provides assistance through a variety of programs and they administer FEMA funds for the county. Households may be eligible for rent assistance, utility and heat assistance, transportation assistance in the form of gas gift cards, or other financial help. The agency also assists with SNAP and affordable healthcare applications. There is a food pantry at all of the agency’s locations throughout the county including in the Village of Red Hook. The agency also has funds to aid families that are referred to the agency by the Rhinebeck School District.
Website: [Community Action Partnership for Dutchess County \(dutchesscap.org\)](http://dutchesscap.org)
- **Devereux Foundation** – “Devereux New York provides a wide range of educational, clinical, residential and community-based programs and services for children and adolescents with emotional, behavioral and cognitive differences, and dual diagnoses, and for adults with intellectual and/or developmental disabilities, autism spectrum disorders, emotional and behavioral differences, and dual diagnoses. Their goal is to help the individuals they serve become positive, productive and socially-connected members of their communities.” (Mission statement)
Website: [Leading National Behavioral Healthcare Provider - Devereux Advanced Behavioral Health](http://www.devereux.org)
- **Northern Dutchess Mental Health Collective** – “The Collective” was formed in the fall of 2022 and is a group of mental health professionals from the area. The group convenes once a month to develop resources for the mental health and community needs of children and families in northern Dutchess County. “The Collective” is working with the schools districts and have organized the first of an annual day-long event to bring together community therapists, doctors, counselors, psychologists, mental health practitioners working with students for learning and professional discussion. They are also developing a speaker bureau which will include a list of mental health professional speakers available for set topics, is compiling a user-friendly mental health practitioner list as resources for the community, and creating a resource list for families.
Contact: Dr. Yonker **Email:** dryonker@hpofny.com

- **Dutchess Grace Smith House** - The mission of Grace Smith House, Inc. is to “enable individuals and families to live free from domestic violence by: Providing shelter and apartments, advocacy, counseling and education; Raising the consciousness of the community regarding the extent, type and seriousness of domestic violence; Initiating and taking positions on public policies in order to provide options which empower victims of domestic violence.” (Mission statement)
Website: [Contact Us : Who We Are : Grace Smith House](#)
- **Educational Network for Teaching Artists (ENTA)** – a cooperative of teaching artists who work collaboratively with teachers on arts-based programs. ENTA works in the Rhinebeck public schools.
Website: [ENTA – Education Network for Teachers & Artists – Teaching Through the ARTS \(enta4arts.org\)](#)
- **Nuvance Regional Workforce and Development Program** – Nuvance owns Northern Dutchess Hospital as well as other regional hospitals including Vassar Brothers Medical Center. The new workforce development program was created to help meet hospital staffing needs at all its regional hospitals. The new program is multi-faceted and involves partnerships with the SUNY schools in the region, public school districts, and other community organizations. At SUNY Ulster the Start for Woman program targets low-income single parents, offers them training assistance, and matches them with hospital positions. Several of the Start for Women participants are residents of Red Hook or Rhinebeck. Several Bard College students are volunteering in Nuvance hospitals over the summer and will receive career advice on pursuing careers within the hospital system. While still in development, an after school program for public school students interested in working in healthcare is being planned.
Contact: MaryGrace Renella **Email:** marygrace.renella@nuvancehealth.org
- **Ramapo for Children** – “Ramapo's mission is to keep young people from being relegated to the margins of their schools, programs, families, or communities because of challenging behaviors, cognitive disabilities, or other differences. We do this by offering the adults in their lives a new lens through which to view challenging behaviors, and presenting a set of techniques and tools that, when mastered, enable adults to meet children's needs and create nurturing environments in which all children can thrive.” (Mission statement) Programs include professional development programs and direct services such as a residential summer camp for young people affected by social, emotional, or learning challenges including those on the autism spectrum, and summer camps and retreats.
Website: [Ramapo for Children | Professional Development, Camps & Retreats](#)
- **Astor Home for Children-** provides inpatient and outpatient mental health services for children.
Website: [Welcome to Astor Services | Astor Services | ...Because every child deserves a childhood. | ...Because every child deserves a childhood. | ...Because every child deserves a childhood.](#)
- **The Episcopal Church of the Messiah Food Pantry-** A church-based food pantry that serves the greater Red Hook and Rhinebeck area.

- **The Episcopal Church of the Messiah ELL Classes**-English language classes offered by volunteers are the church.
Contact: Liz Schembri
- **Rhinebeck at Home** – Formed around 2012, Rhinebeck at Home is a membership driven aging-in-place organization. With close to 150 members, the organization offers regional fieldtrips to places of interest, educational programming, driving services upon request, regular walking opportunities, lunch meetings, and fulfills requests for assistance with a variety of things such as changing a lightbulb. The organization also hosts “Coffee House Collective” meetings between high school students and older adults with directed conversations.
Website: [Home - Rhinebeck at Home](https://rhinebeckathome.org/) <https://rhinebeckathome.org/>
Contact: Nina Lynch **Email:** nina@rhinebeckathome.org

Record of Community Meeting Comments

Red Hook Seniors, Community Meeting at the Red Hook Community Center March 7th, 2023 – 41 people

Where do I live? What do I love about my community?

- I love that it hasn't changed in 60 years
- Access to nature, culture, Bard, etc.
- Close-knit community that helps one another
- Access to resources nearby
- Very rural, people do not intrude much
- Small friendly neighborhoods
- The senior center
- Convenience of village and shops
- Walkability of Rhinebeck and Red Hook
- Old farming character and historical places
- Local gathering places (Taste Budds Cafe, Poets Walk, Bard)
- Natural beauty
- The commitment to earth
- Community center
- The schools and safety and content and children
- Crime is not a concern here
- Library

What community resources do you use?

- Community Center
- Library
- Tivoli Library
- Rhinebeck/Red Hook Pool Area
- Bard College Center for Performing Arts
- Recycling center
- Lunch gatherings
- Starr Library
- Red Hook parks
- Churches
- Collaborative generosity of all constituents
- Red Hook Response
- Rhinebeck at Home for friendship and resources
- Free will services from a lawyer
- Town dump
- Northern Dutchess Hospital – the parking is good, and it is easily accessible

What do I wish my community had?

- A local paper
- Safety for pedestrians, drivers who were safer, crossing lights
- Home services for hair and nails
- Affordable housing for seniors (mentioned multiple times)
- Wine tasting and music
- Better bikeable connections in and out of village
- More pubs and meeting places
- Easy access to available programs via a list – nonprofit and profit
- More public transportation options (mentioned multiple times)
- More frequent bus transportation (mentioned multiple times)
- Transportation 1-2 times a week to Kingston
- A community center in Rhinebeck community that is multi-age
- Teen center
- Better sidewalks
- Affordable housing for our young families
- Lower speed limits
- More visible civic pride
- Free transportation to a grocery store
- More doctors (mentioned multiple times)
- Leaf and debris removal
- Community center with café
- Village parking
- Racquetball and tennis courts
- Handyman services
- Better cell phone reception
- Computer assistance for old people
- Better dog parks
- A place to communicate with animals
- Public access to the Hudson River on the eastern side
- Connected bike paths
- A widow and widowers club
- Intergenerational programs and events (mentioned multiple times)
- Native plant club
- No chain stores
- More volunteers
- Newspapers at the library
- Transportation to get to airports
- New resident orientations

Discussion Comments

- We have yellow lights for crossing but the problem is enforcement and compliance
- There is no crosswalk to get to the post office
- We used to have a bus called the DUC Bus that went back and forth to Kingston and then it did not get used – 15 years ago and ran for a few years. It seemed like it worked better in Ulster County. 5 years ago, there was a bus proposed in Red Hook and nothing ever came of it?

What are your biggest challenges

- Affordable housing (mentioned multiple times)
- Local cable and internet have a monopoly. There is not competition
- Hard time with technology (mentioned multiple times)
- Getting help with household tasks
- Help with technology (mentioned multiple times)
- More and better exercise opportunities
- Being safe
- Rent being raised yearly, food, gas, car costs going up. We need senior discounts for these costs
- Identifying local programs that I can access and volunteer for
- Handyman services (mentioned four times)
- Volunteer directory?
- Transportation that is affordable to seniors
- Red Hook town supervisor does not want to maintain roads
- Maintain and organize house – upkeep
- Getting in shape
- Access to medical care besides the hospital (mentioned multiple times)
- Tax relief and heat costs
- Walking up stairs and housekeeping
- Transportation from Tivoli to Red Hook and Rhinebeck
- Paying bills
- Knowing places to make connections, and needing better online resources
- Transportation (mentioned multiple times)
- A co-op grocery store in Red Hook
- Clothing store that is not expensive
- Getting the word out about opportunities
- Finding tenants for Red Hook commercial spaces
- No choice of primary care doctor
- Gym/exercise place in Red Hook
- Constant changes, everything is less human, paperless, and distant
- Finding groups for shared connections

Discussion Comments

- There is a need for more dentists
- The communication has to be in a format that people can access: text, phone, newspapers, online, etc. There is a need to utilize all of these. Some people don't have computers and some people are not literate
- The supermarket closed down and there is a need for a smaller organic place in Red Hook, closer to the rural side of Red Hook
- We are having a healthcare crisis in Red Hook and Rhinebeck. Doctors are leaving practices left and right. Doctors cannot tell you where they are leaving to for six weeks after they have gone and we are left without doctors. One doctor retired now it is difficult to get insulin without a doctor
- We are new to the community and we cannot underestimate the challenge of learning about programs and events. It has been frustrating only finding about events of interest after they have occurred
- Not all doctors accept all insurances
- Doctors don't have standalone practices anymore. We need better organization system for seniors, I am losing my primary care physician and the people in this practice won't see me in the meantime
- When my doctor changed, she couldn't tell me where she was going. I just kept waiting and it is a lot easier in her office now that she's not with the hospital. We should organize
- We need more supportive groups for people who are going through things – like cancer survivor groups. The Benedictine in Kingston has some good programs to look at
- End of life planning would be helpful
- There is bubbling energy to make a difference in the community, but the energy dissipates because people do not know where to put their energy. A list of volunteer opportunities would be helpful

Red Hook Community Engagement – 7:00 PM March 7th, 2023 – 7 people

Where do I live and what do I love about my community?

- I live in Red Hook, access to nature, farms, community center and beauty
- Town of Red Hook, school options for kids to participate in a variety of activities, libraries, historic estates
- Red Hook - safety
- Quietness of Red Hook
- I love the land, the birds, and the trees
- Schools, friendly, family friendly community, green space
- Small town feel of knowing everyone
- Feeling safe for my kids
- Neighbors watch out for one another

What I wish my community had

- More activities for working parents and their children
- More bilingual and Spanish (multiple responses)
- More willingness and openness (multiple responses)
- More diverse community (multiple responses)
- More walkable and bikeable options into town
- More restaurants, diversity
- Childcare all year
- I wish everything were bilingual
- Churches take a more active role
- Affordable housing
- Transportation for young people
- Activities and resources for home-schooled kids
- Flood light at skate park
- Economic help for young people who are studying and working
- Unable to save any money

Discussion Comments

- There is a need for collective opportunities to work together artistically. In Kingston they have workshops for people with children, and intergenerational activities – Music and tradition
- Don't want to have to go down to Kingston. I'm looking for a diversity of opinions and looking to have my viewpoints challenged and it does not feel like it's happening in this area
- There is a need for a meeting space in town, a public space where people could meet is missing
- I was recently in Mexico and there is authentic community energy– it feels like it was built with the purpose of such and that is missing here

What community resources do I currently use?

- Libraries
- Community center
- Farms
- Recreation park
- Historic sites
- Red Hook recycling center
- Red Hook response for general info
- Mill Road Park
- Bard – I don't find out any other resources because it is not accessible to me. For example, affordable housing, food, etc.
- Four Corners Community Farm offerings
- Charging stations
- Better internet access
- Bard kid's swimming lessons
- Imagination station art classes
- Day camp
- Bike lanes
- Soccer fields
- Community music space, side walks

Discussion Comments

- When August comes around I'm just expected to stay home – there are not enough childcare options – not enough after school programs or before care
- The Daily Catch – community averse – has stories that cancel citizens of this town. A lot of digging and commentary that is not contributing to the area. It would be nice if there was a different source of information.

What I need? What is hard for me?

- I know some undocumented people who don't have health insurance
- There is a need for summer activities that are not expensive and childcare summer camps that cover a full workday
- Higher quality afterschool care
- Space and reasons to gather with friends and neighbors
- We need adequately priced housing
- Help paying rent. Rent was raised
- Access to good affordable food
- Mental health is an issue
- It is hard to be the only colored person in a room
- Hard to hear people say they are struggling with food, rent, etc.
- Dental services
- Meet more business owners

Discussion Comments

- There is a non-profit that brought seniors to grocery stores
- We need public transportation – senior transportation is ending because there is not enough funding
- Are there Lyft services that can bring you to doctors and vaccines?
- Northeastern part of Dutchess County got a grant to maintain/run bus service
- If insurance was not a barrier could the Bard bus be accessible to the general public?
- If the Bard bus started going to more places it would be much more helpful but right now it only goes to very specific places
- There are no sidewalks on 9G and when the Bard bus stops running students have no choice but to walk
- There is a need for an impartial nonpartisan hub for community information – maybe a bulletin board in the middle of the town in front of village hall
- Needs to be reliability and consistency in communications (i.e. knowing Saturday morning XYZ is going on)
- School system puts out virtual backpack and we read it but I am not sure how other people learn about things
- There is no ethics community for the village, just the town. Certain issues in the village and nowhere to go
- During the pandemic I switched my kids to home schooling and now we are very isolated. The school district has a lot of rules about who can access programming. There needs to be a change because the home-schooled population is large and growing
- Information sharing is a need (multiple people voiced this)
- We moved during the pandemic and we just can't meet people and can't find out what is going on. It does not feel like a function of COVID but just how this community operates

What would make me feel more welcome?

- Seeing a critical mass of people who have an intersection of identities. It can be weeks before I see a non-cis white person
- Fewer politically divisive yard signs
- Art everywhere like Saugerties
- Food co-operatives
- Places where there is music and performers
- Pre-covid Halloween in Red Hook was so inclusive and spontaneous and it is not the same anymore. There used to be so much effort and it's just gone
- If people supported small restaurants maybe there would be more affordable food options
- Seeing other traditions being celebrated
- More support for all generations
- Less tolerance for small acts of racism in our schools and communities
- Not being told you need to have been here for generations to be "from Red Hook"
- More opportunities for community engagement
- It feels like it should be a charming little two-street town, but it only feels that way during the autumn time

Discussion Comments

- Red Hook is more community centered than Rhinebeck. In my opinion, having lived in both places, Rhinebeck has to deal with more tourists
- What services are there for addiction and alcoholism?
- There's an issue around old-school Red Hook residents and the perception of what is changing. It would be nice to have some sort of exchange within the community between people of different groups to see if there is some common ground here. Understanding what the full spectrum of this identity looks like. Because we aren't in a general election right now, I don't feel such a wrath or perception. Build togetherness with politics aside
- I have white-passing daughter and I just don't know what her experience is going to be here. I can't tell if it's okay here for her because I don't talk to anyone. The first night we moved here there were nine cop cars out front of the house of one of the only black families in Red Hook. There was a man on the ground who did nothing wrong. This issue around race feels more like an emergency to me now as I am talking about it. We have lived in more remote places, and we could see Red Hook going either way – being more like these remote places that are unwelcoming to people of color. I'm hungry for this kind of discourse
- I have lived in housing without AC and it is too hot in the summer. In the long term we should think about alternative green home building

Rhinebeck Starr Library – 10:30 AM 3/11/2023 – 10 people

Where do I live? What do I love about my community?

- Village of Rhinebeck, people library the landscape
- Village of Rhinebeck, the size, the historic character, the people
- Village of Rhinebeck, the walkability, and small shops
- Village of Rhinebeck, the size and close-knit community although it is changing
- Village of Rhinebeck, small town life, friendly community, local businesses
- Village of Rhinebeck, citizen involvement, opportunities, local businesses, cultural resources, walkability
- Town of Rhinebeck, size and schools, private and public resources, recreation, community, library
- That this IS a community, scenic physical beauty, library

What community resources do I use?

- The library, parks, trails, post office
- Trails, history. Library
- Movie theater
- Public park, town volunteer opportunities
- Park, library, books, upstate films, historic sites, Thompson Mezreth Park
- Hudson Valley PILOT
- Rotary Club, Rhinebeck at Home
- Roads, Sidewalks where they are good
- Library, knitting group
- Urgent care places
- Oblong Books
- Hudson Valley Pilot
- EMTs and Volunteer firefighters
- Public composting
- Tree Commission – planting and maintenance
- Butterfly guy who works for the village
- Food banks

What do I wish my community had?

- Better public transportation especially to get to medical appointments
- More green park space
- Affordable housing/workforce housing
- A bigger library with study carrels
- Moderate income housing
- Transportation for non-drivers
- Better sidewalks paid for by the government
- Affordable and workforce housing (multiple responses)
- Bike paths
- LGBTQ+ group that provides a safe space especially for kids
- Rent stabilization.
- Inclusivity – I am concerned for restaurant workers who are invisible
- Composting is great but what about healthy food for people to begin with?
- Renters' rights
- More citizen engagement
- Clear budget details from the municipality
- Sidewalk repairs
- Compliant public local transportation for all ages
- More rental opportunity that is affordable but not subsidized
- Sidewalks to grocery stores and schools

Discussion Comments

- Housing Subcommittee for the village – looking at census data and the need is clear around renters – taxes going through the roof. The poverty level in the village is far more than the rest of Dutchess County. The average median income in village in 2020, it was 66K while Dutchess County is 96K
- The price to live in the village is ridiculous and it's considered a luxury to have walkability when for some it is a necessity
- Rhinebeck is also the oldest town in terms of median age in the state of NY
- It is also one of the most educated towns
- My fear is that when I look at the scale and the income category I am in, it is going to raise my rent.
- Feels like there needs to be more concern for all levels of income
- Having issues such as housing and transportation leads to problems of social isolation, physical isolation, mental isolation – we need services to be bringing these resources to people them
- Some people talked about transportation and our service community and immigrants need a clinic and transportation becomes an issue
- We have a walkable town but it isn't very civil, there needs to be more places for sitting

- About the LGBTQ center, it should not happen at the school – in this time, in 2023, the need for this is really dire and it needs to include younger kids, I have a 10-year-old trans child and I have to drive 45 minutes away to get them services. They are aware of the rhetoric and talk about these kids that is causing them to take their lives. They shouldn't have to travel so far to feel safe. I think somewhere like the library would feel like a safe place
- I find it unbelievable that we live in Rhinebeck in NY and we can't get a Gay Straight Alliance (GSA) in our schools. We should have a pride parade and more community support
- Church of the Messiah may be supportive

What are my biggest challenges and what do I need help with?

- Aging, sustaining sense of community, sky high real estate taxes.
- Affordable workforce housing, seniors, infrastructure investment
- Reframe the idea of Rhinebeck as being affluent
- Sidewalks and streetlights
- Streets are very dark for walking.
- A coffee shop that opens at 7 AM
- Home repairs
- A local food co-op
- A community meeting space for all ages with coffee and space
- Concerned about being priced out of Rhinebeck
- Future rentals
- Very high commercial rent which gives less opportunity to business to open but also no taxes for them – revisit tax structure and commercial has sewage which we don't
- The rents are too high for a coffee shop to open
- I wish I knew I could get transportation in instances where I can't drive such as to medical appointments
- A grocery store that is affordable
- Increased assessments and taxes are taking their retirement income

Discussion Comments

- There is a need to formalize transportation from volunteers for senior citizens
- People whose eyes are old cannot drive in the dark and we need drivers
- Snow removal for people who cannot do it
- A bulletin board somewhere with services posted – online and physical

What are your thoughts on communications in the community?

- The Pilot is a big source for online news
- Rhinebeck at Home lets me know about some things. This is a membership organization
- I think relying on one thing like the Hudson Valley Pilot is not enough. We need multiple streams to get info from. Having a community bulletin board would help
- I use the Daily Catch
- These communications are really reaching the village, but we need to think about the town and social networks would be best way to reach people. But can we reach everyone?
- I was volunteer when Red Hook Response was starting, and the best way is through voter list and just calling people to inform them
- Natural neighborhood groups can work as a communication network
- The Hispanic community is not reached – they mostly go to church in Kingston – if kids are in school, we can reach them but otherwise we can't
- ESL church program at The Episcopal Church of the Messiah - Eridian Garcia – Facebook group
- How do you reach illiterate people?

When you look around your community what do you think OTHERS need?

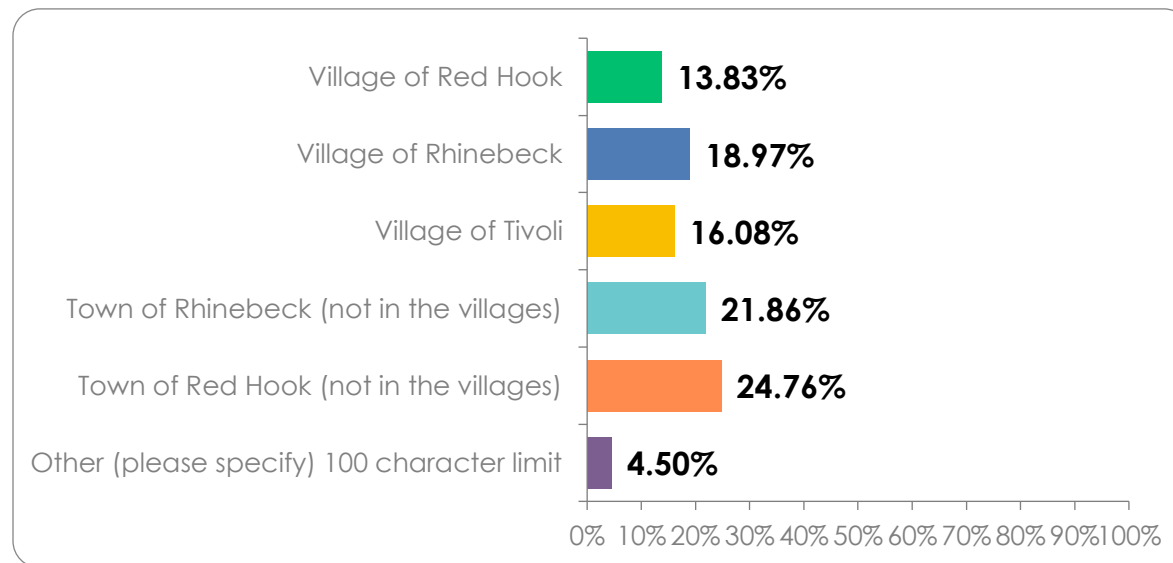
- People are self-imprisoned in their houses
- Rides and homecare
- Transportation for elderly
- Capital to acquire and develop affordable housing
- Better entertainment, Rhinebeck is boring
- A skateboard park
- Communications, opportunities, ADA compliant housing
- Handyman services
- Driver services
- Pet care help
- Parents are in need of babysitting and childcare
- Help non-English speakers fill out forms, taxes, etc. (The library does help with taxes for free)
- Renters board to address affordability, food
- Public awareness
- Seniors living alone – maybe people could volunteer to serve as company
- Recent immigrant arrivals – where to get arrival
- LGBTQ community
- 20% of kid's in school system is economically challenged/eligible for free lunch
- Scholarship for camp
- A place to play board games -We use to have weekly board games at town hall and then they stopped it. It was organized by a couple and even though it organized itself

Survey Results

The survey was opened on February 13, 2023, and closed on April 26, 2023. There were 313 responses to the survey. Six of these were in Spanish. The following charts present the results of the survey.

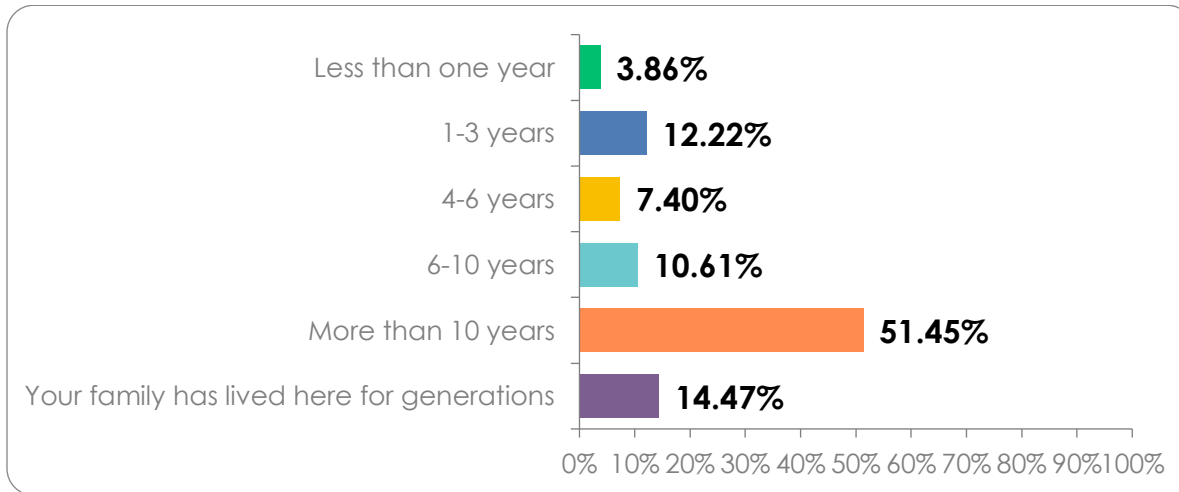
Q1: In what Community do you live?

Answered: 311 Skipped: 2



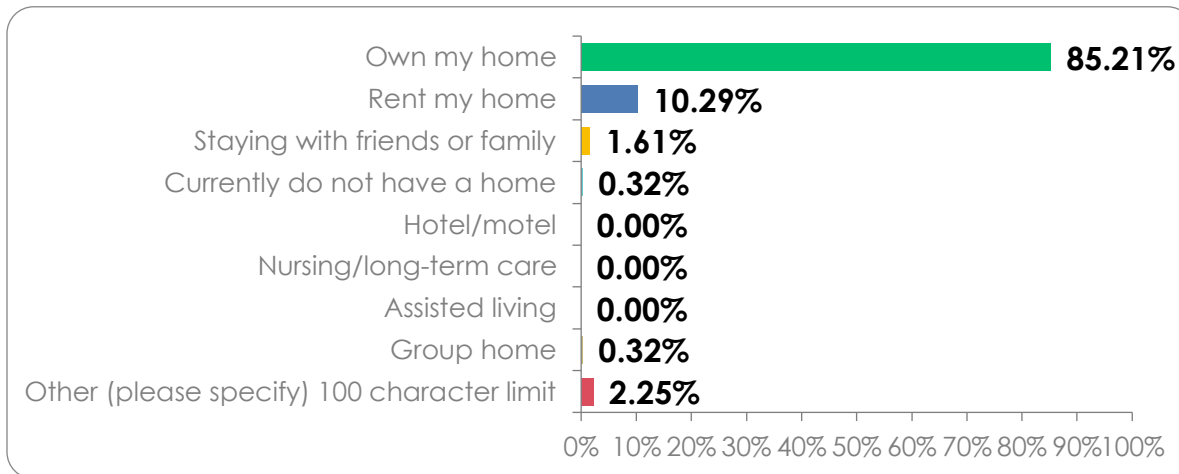
Q2: How long have you lived in the community?

Answered: 311 Skipped: 2



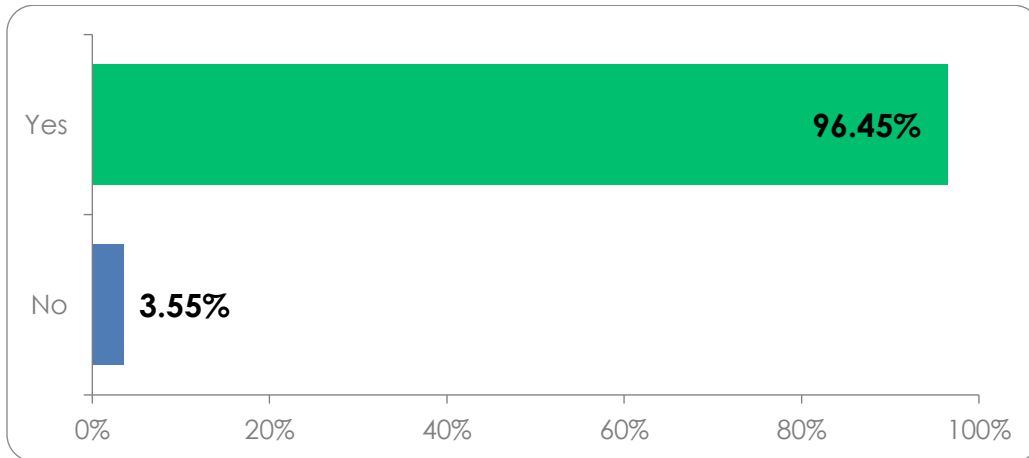
Q3: What is your housing status?

Answered: 311 Skipped: 2



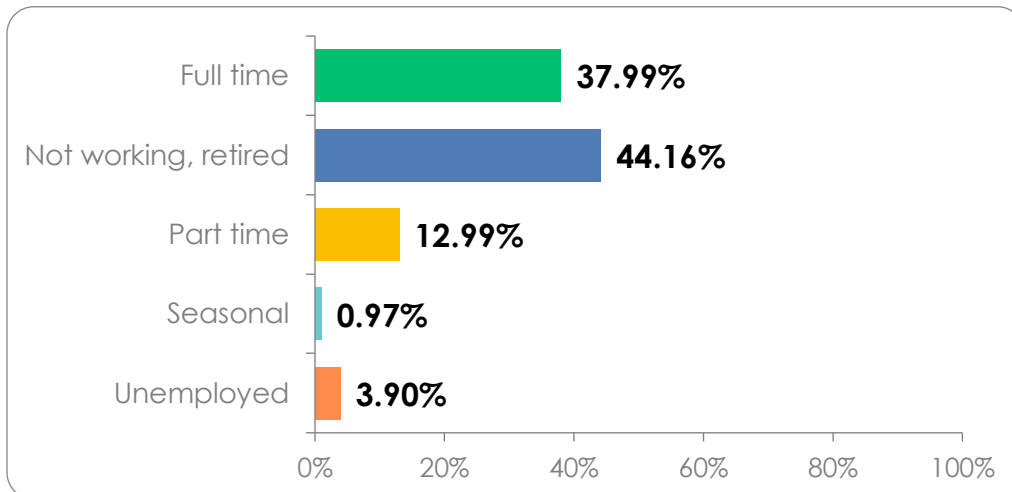
Q4: Is this your primary residence?

Answered: 310 Skipped: 3



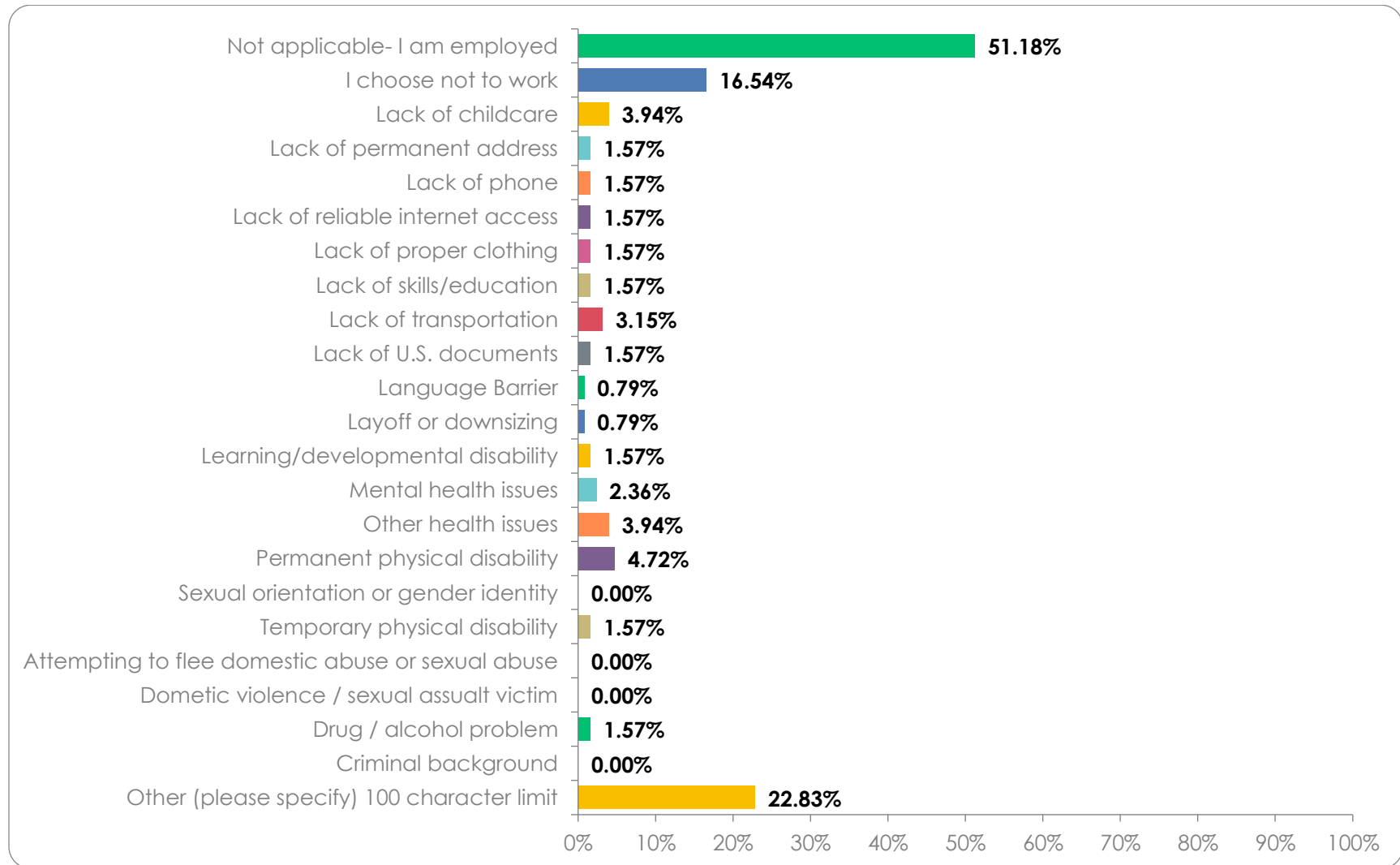
Q5: What is your employment status?

Answered: 308 Skipped: 5



Q6: If unemployed, please select the reason(s) why you are not working? (Please select all that apply)?

Answered: 127 Skipped: 186

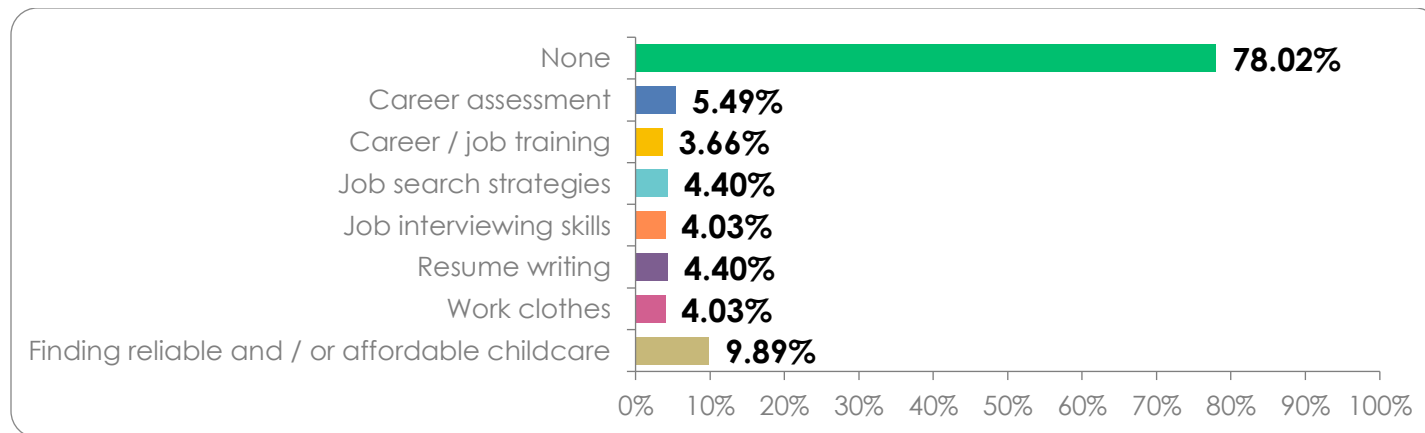


Other:

- she has 3 children
- retired (16 responses)
- 71 and recently moved here very tiring will volunteer in the community right now health issues
- age 86
- I volunteer
- Recently changed my anti-seizure medication and I am still getting used to it.
- senior on social security
- Caring for special needs adult
- Only doing for my child
- None
- Stay at home parent
- No employment opportunity for retirees
- Cost of childcare
- Trouble finding work as senior (aged 68)

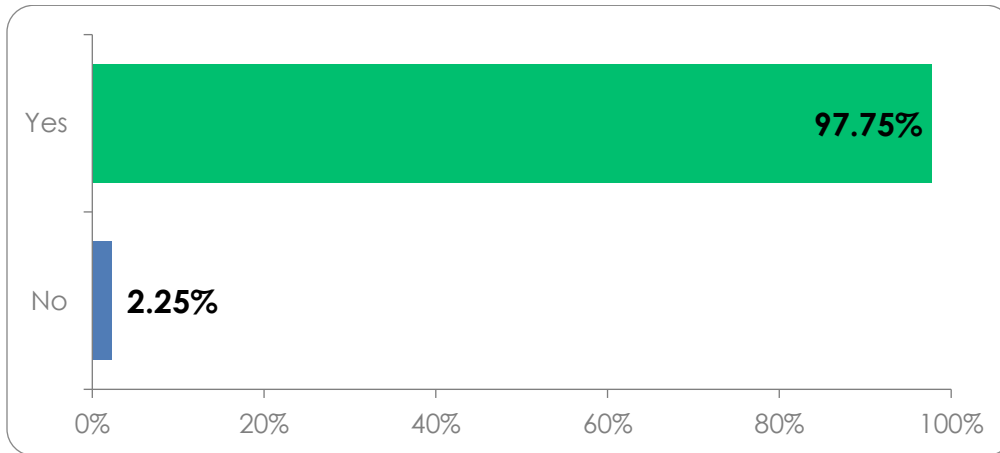
Q7: Whether you are working or not, which job-related activities would you like help with? (Please select all that apply)?

Answered: 273 Skipped: 40



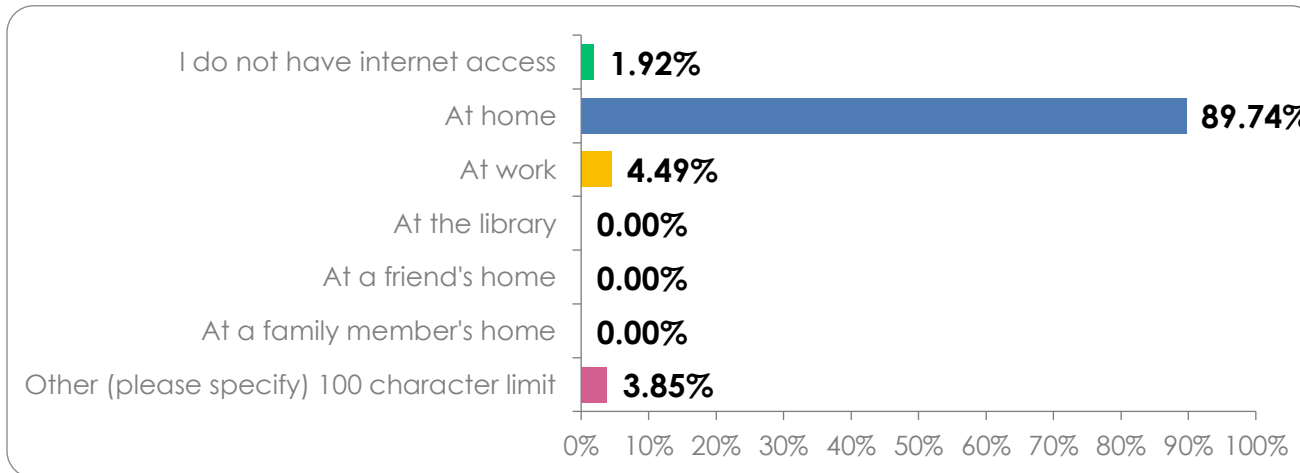
Q8: Do you have reliable telephone access?

Answered: 311 Skipped: 2



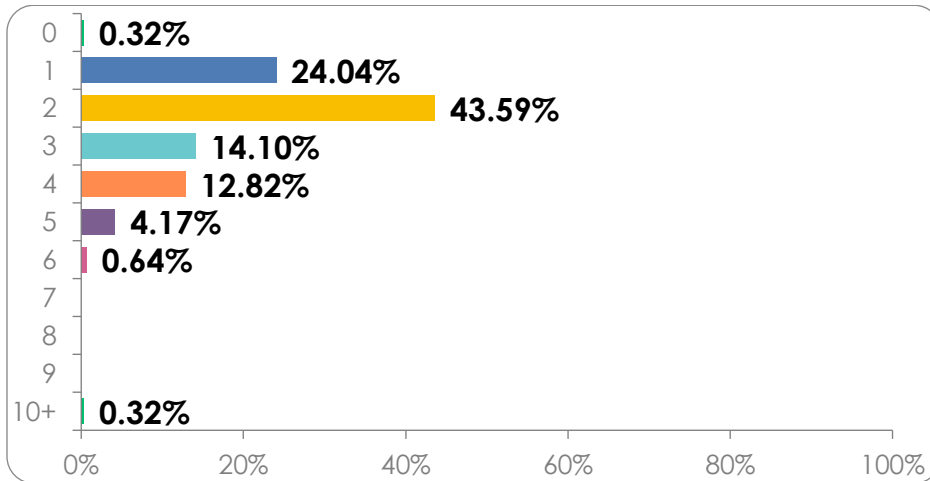
Q9: Where do you usually use the internet?

Answered: 312 Skipped: 1



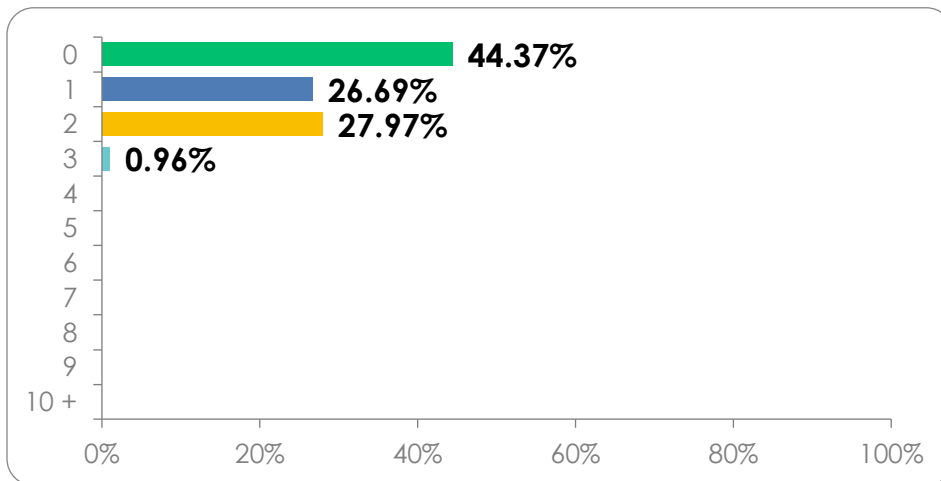
Q10: How many people (including yourself) are in your household?

Answered: 312 Skipped: 1



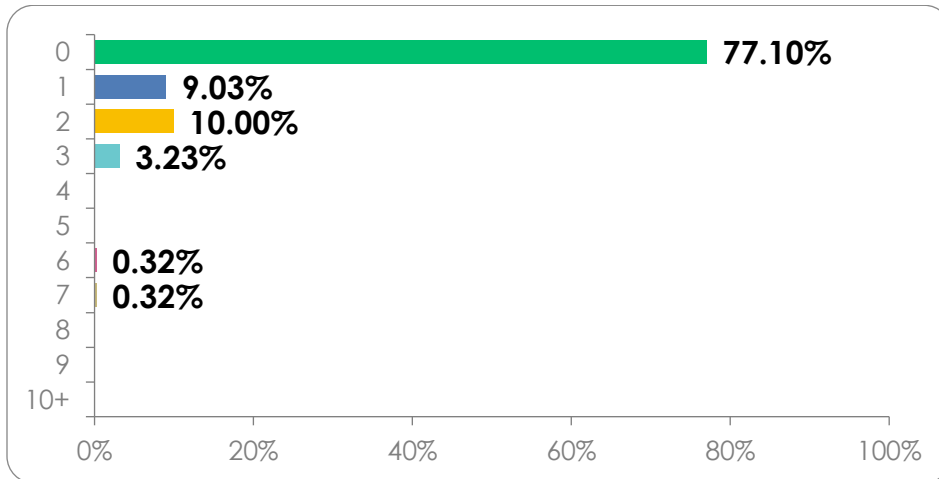
Q11: How many people in your household are over the age of 65?

Answered: 311 Skipped: 2



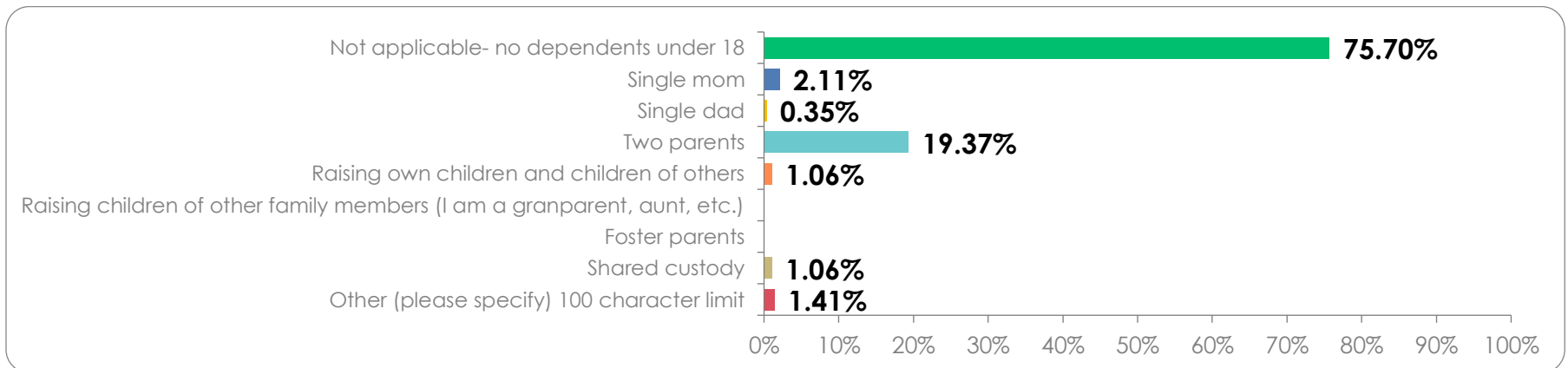
Q12: How many people in your household are children under the age or 18?

Answered: 310 Skipped: 3



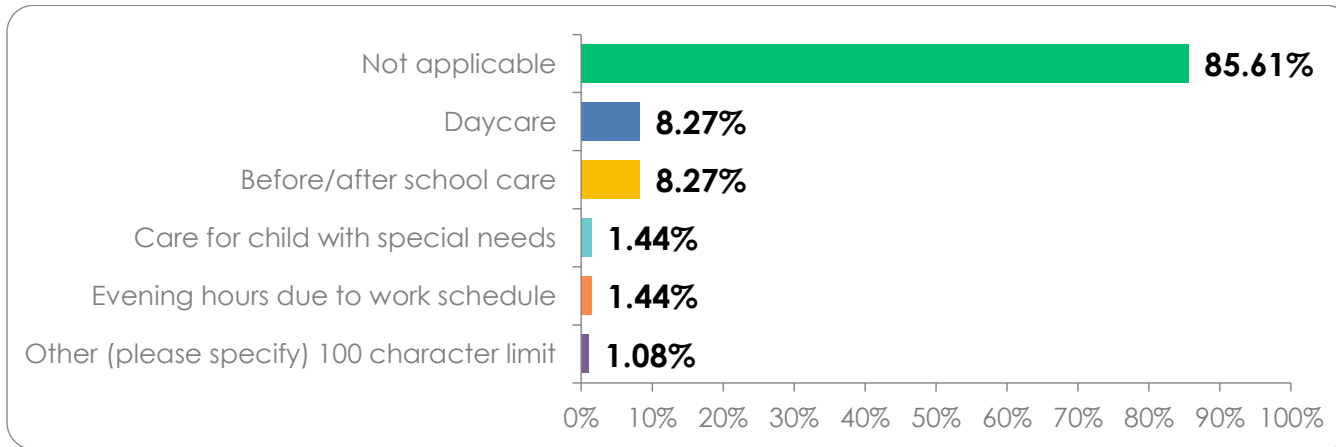
Q13: If you have children or other dependents under 18 years of age under your care, which best describes your family structure? (Please check all that apply)

Answered: 284 Skipped: 29



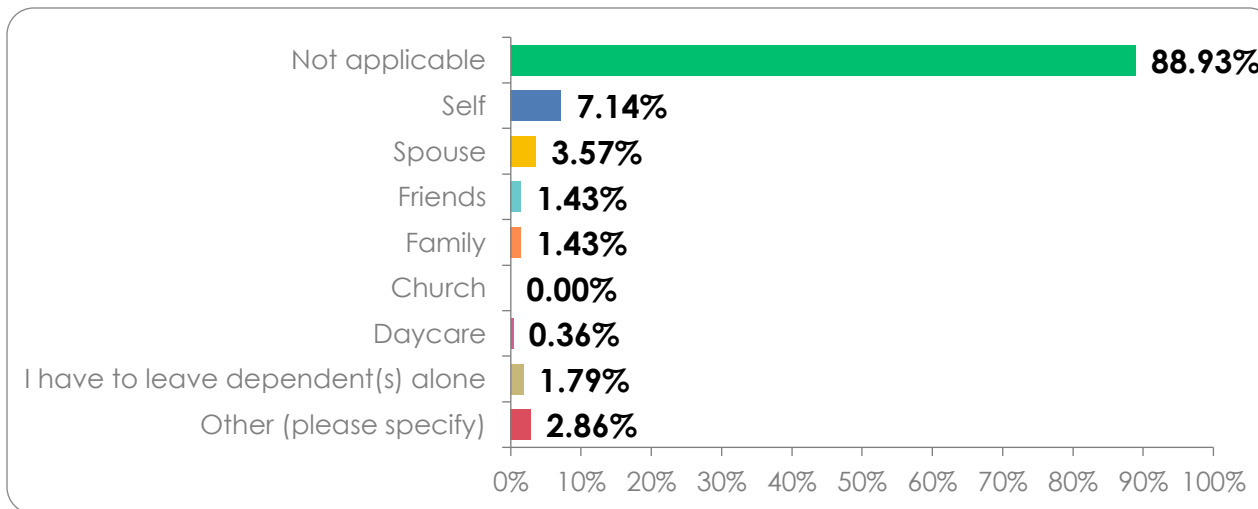
Q14: If you need childcare (dependent care) help, what type do you need? (Please select all that apply)

Answered: 278 Skipped: 35



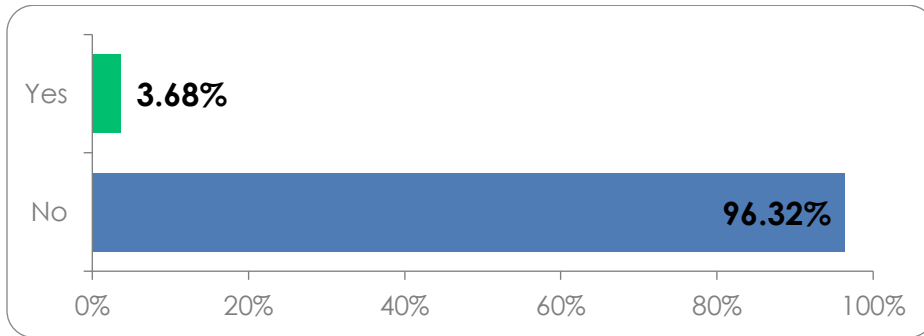
Q15: If you are the caregiver for adult children or adult dependents including seniors (due to mental or physical disability), who provides care for them? (Please select all that apply)

Answered: 280 Skipped: 33



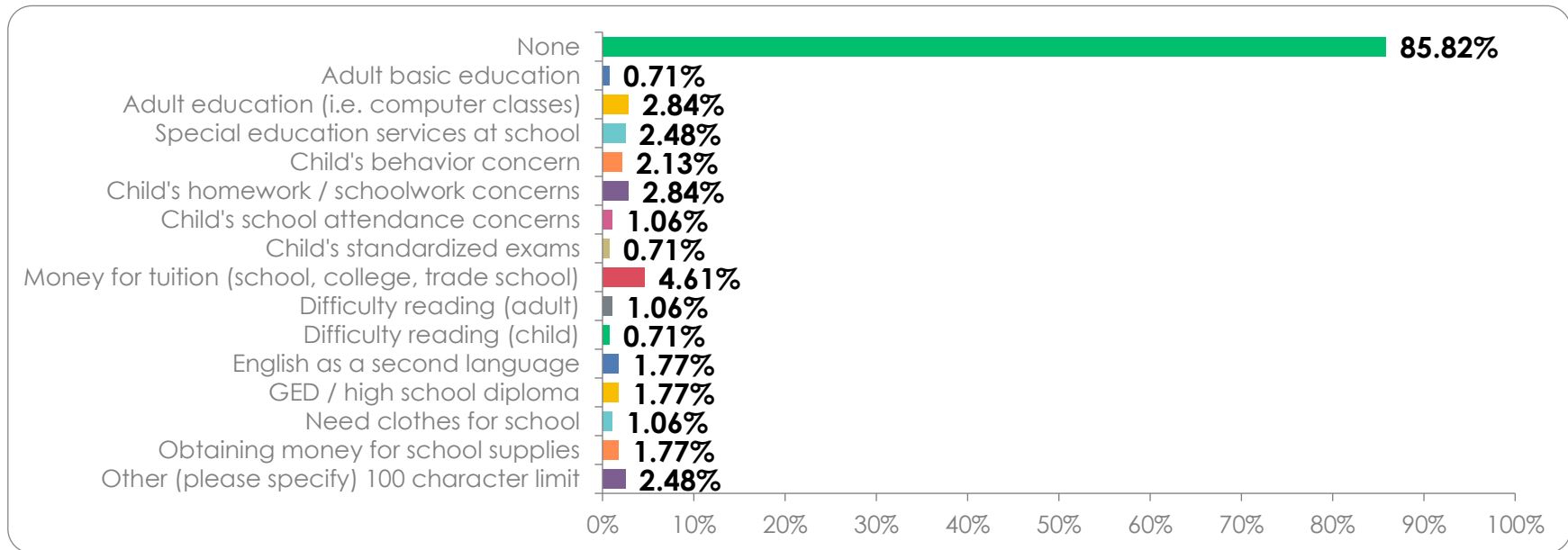
Q16: Have you ever lost a job because you didn't have reliable child or dependent care?

Answered: 299 Skipped: 14



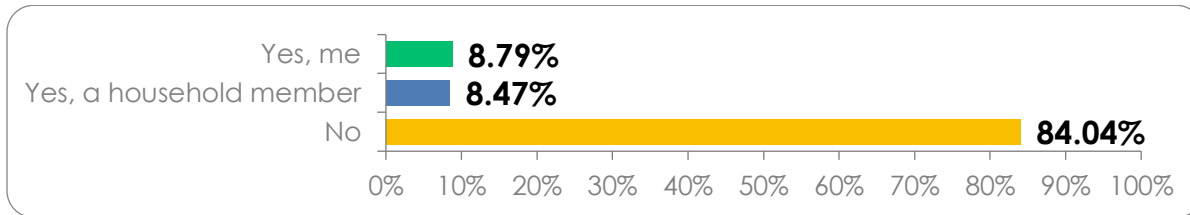
Q17: Do you or someone in your household have any of these school/education related needs? (Please check all that apply)

Answered: 282 Skipped: 31



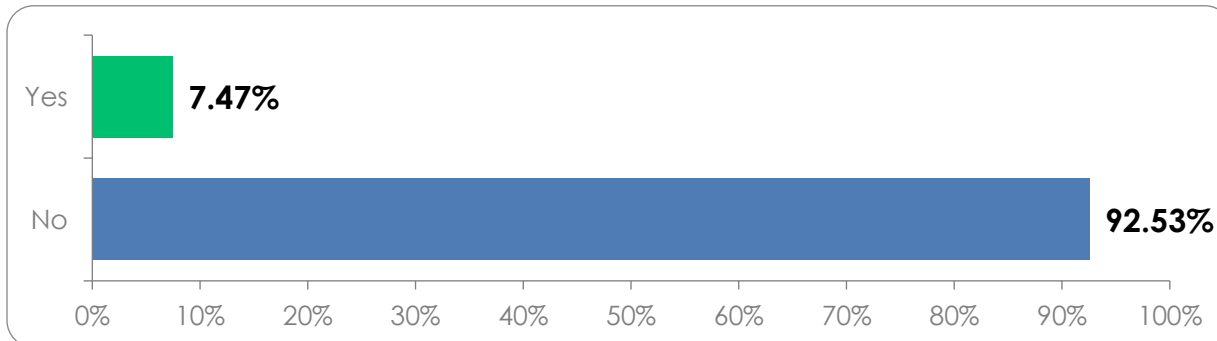
Q18: Do you or someone in your home have a disability? (please select all that apply)

Answered: 307 Skipped: 6



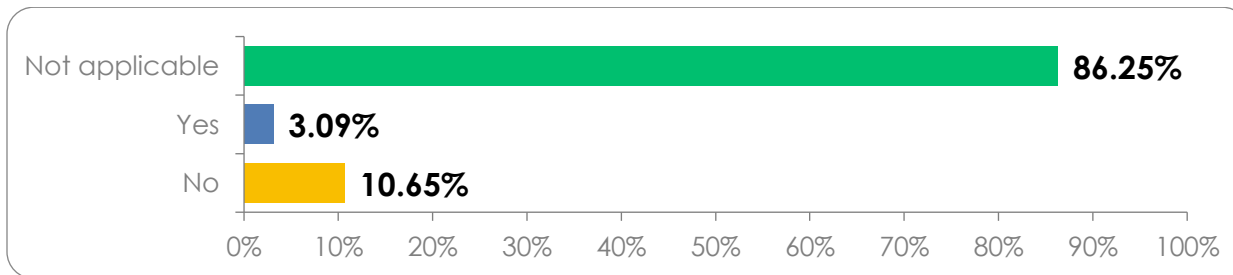
Q19: Are you a U.S. veteran?

Answered: 308 Skipped: 5



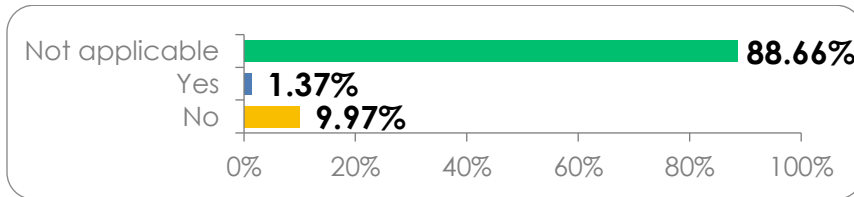
Q20: If you are a U.S. veteran, are you receiving benefits?

Answered: 291 Skipped: 22



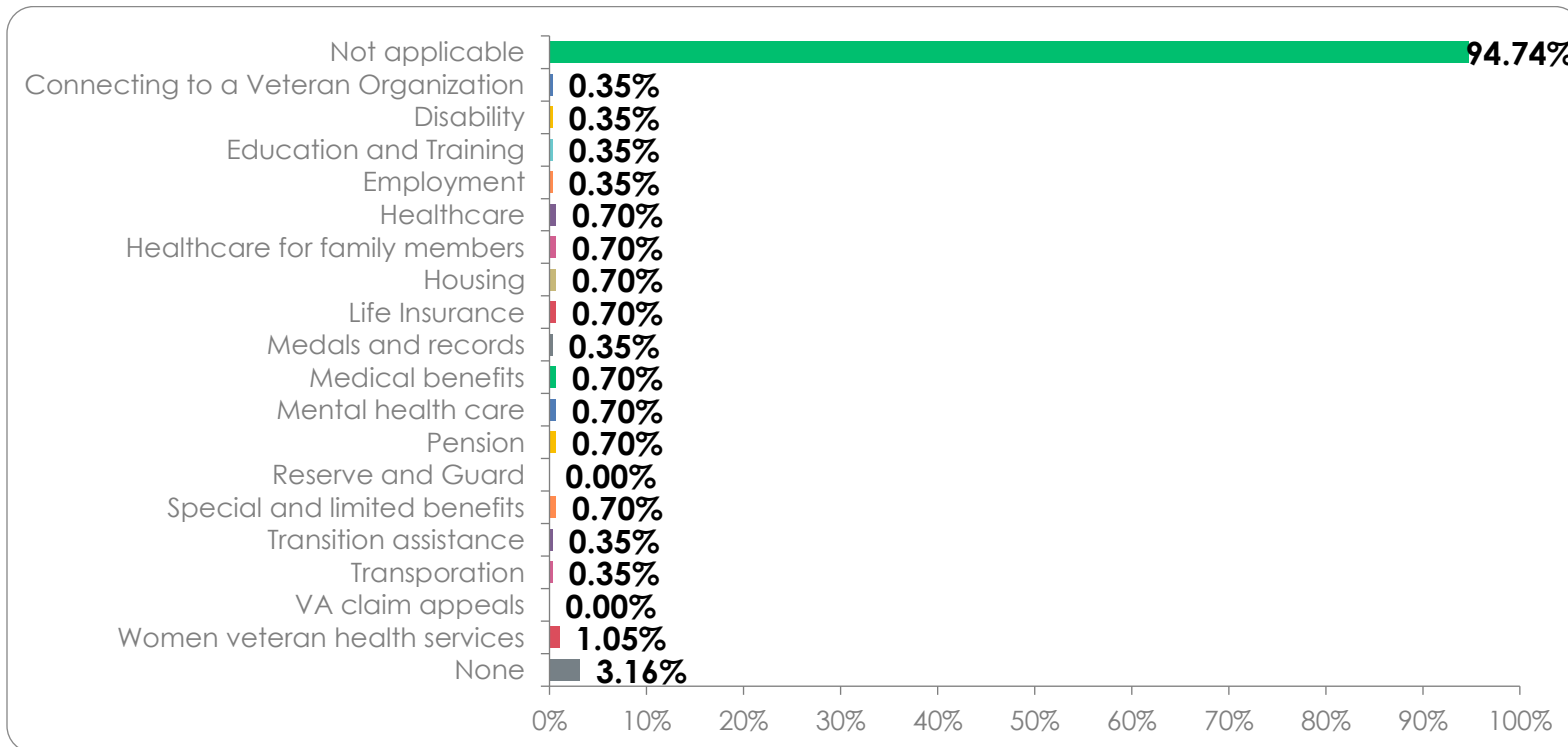
Q21: If you are not receiving veteran's benefits, do you need help getting them?

Answered: 291 Skipped: 22



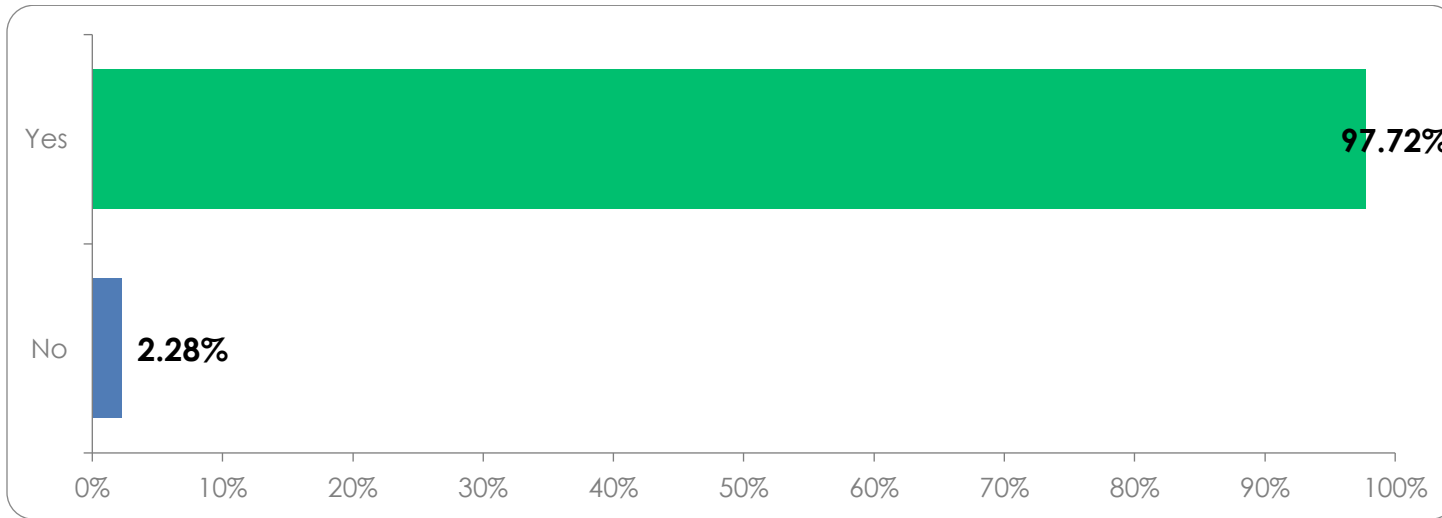
Q22: If you are a veteran or dependent of a veteran, do you need help with any of the following? (Please select all that apply)

Answered: 285 Skipped: 28



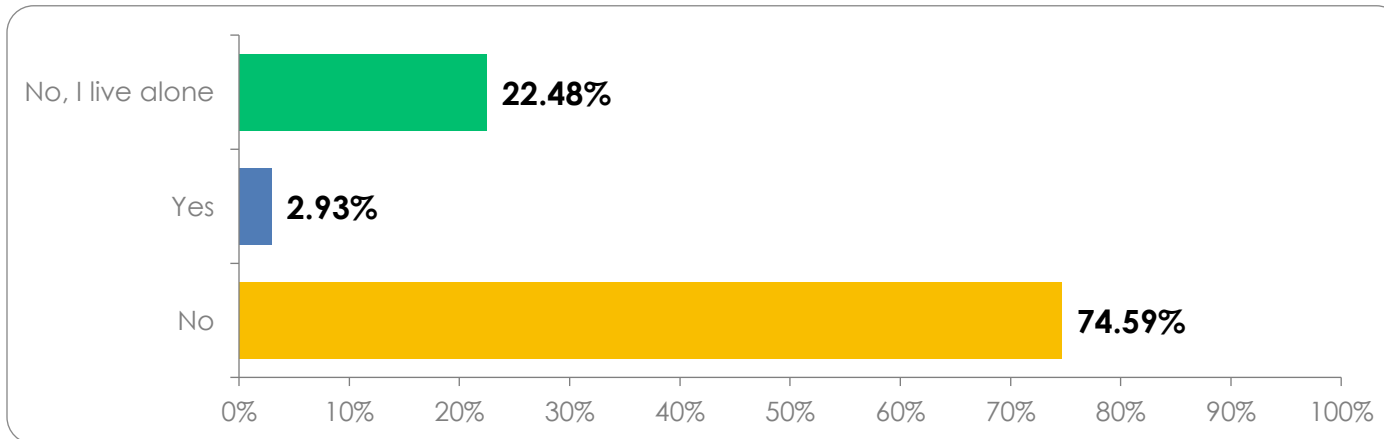
Q23: Do you have health insurance or other healthcare coverage?

Answered: 307 Skipped: 6



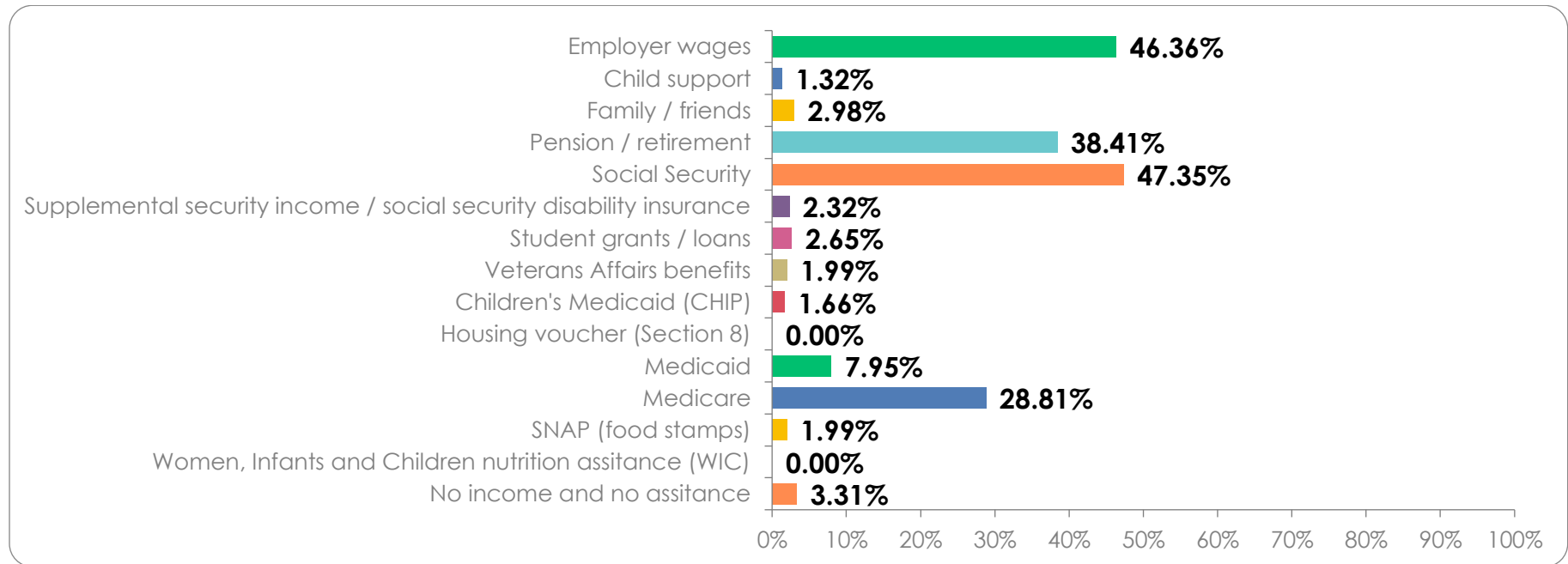
Q24: Are there others in your household who are uninsured?

Answered: 307 Skipped: 6



Q25: What type(s) of income or assistance do you have? (Please select all that apply)

Answered: 295 Skipped: 18

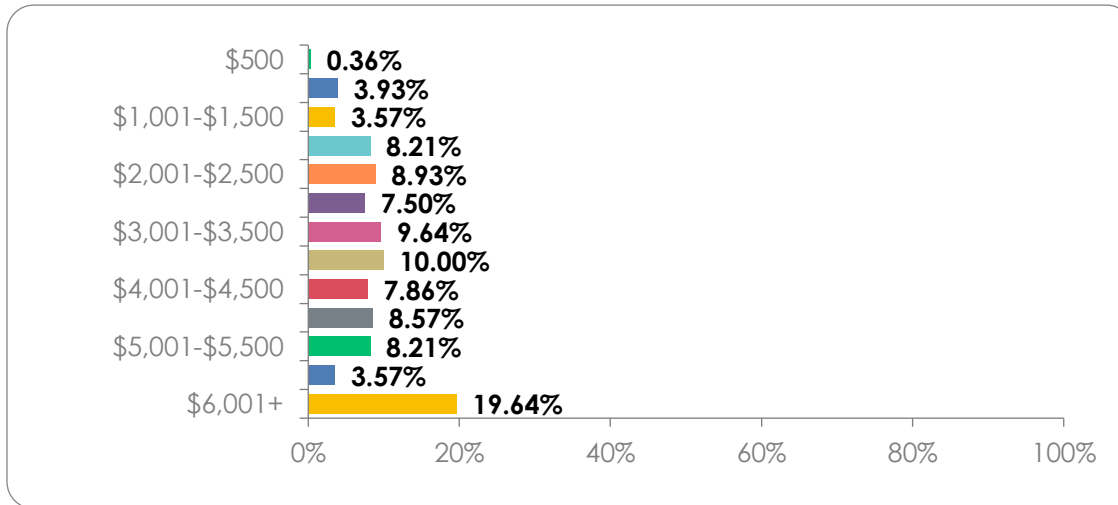


Other:

- I have an IRA also but not getting distributions now
- self-employed (4 responses)
- HEAP
- IRA's
- My wife works full time
- Eligible for VA Benefits, but need help applying.
- business income
- Spouse works Full-Time
- savings (3 responses)
- Rental income
- "assistance"
- NY state of health
- self employed income
- FidelisCare free health insurance (I think that's different than Medicaid)
- rental income
- Unable to attain food assistance from state or county
- Investment income
- Part-time work for family
- Investment Interest & Dividends
- Rental Income
- Disabled Vet (receiving Disability Payments)
- Healthcare assistance through NYS Health Insurance Market
- investments
- 1099 income or income from my own business
- Consulting
- Savings and investments (2 responses)

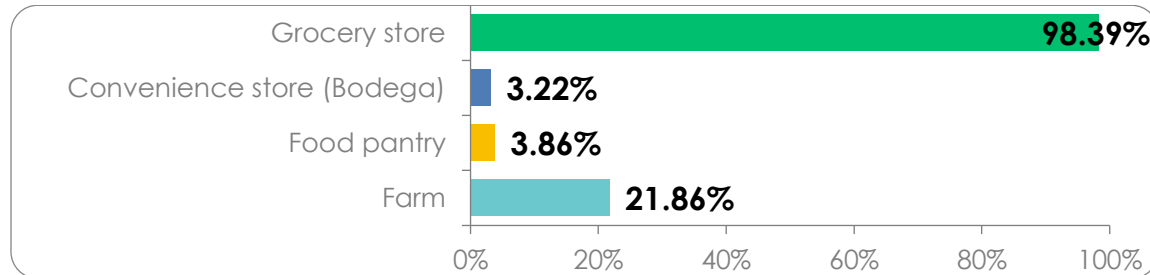
Q26: How much do you pay a month for all of your expenses? (include - housing, food, transportation, insurance, credit cards, etc.)

Answered: 280 Skipped: 33



Q27: Where do you usually get your food? (Please check all that apply)

Answered: 311 Skipped: 2

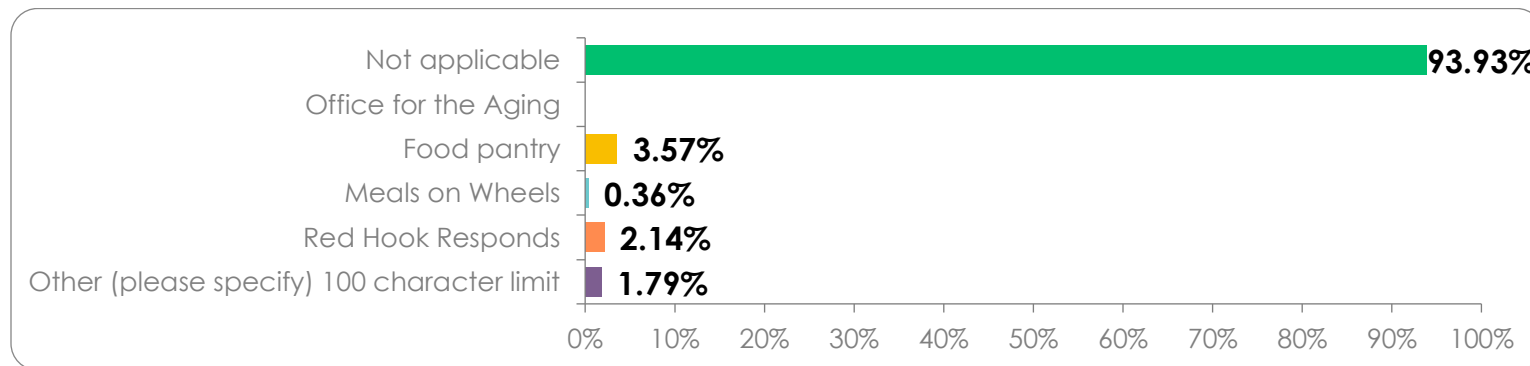


Other:

- Red Hook Responds (2 responses)
- Family
- health food store, farmers' market/stands (5 responses)
- Discount store – Sam's Club
- My garden
- We grow some food and preserve it
- Grow my own
- garden
- Delivered meal kits
- Hello Fresh
- Warehouse shopping
- Walmart, Sam's Club, Aldi - Hannaford and TOPS have become insanely expensive, huge price hikes weekly

Q28: If you receive food for meals, where do you obtain them? (Please select all that apply)

Answered: 280 Skipped: 33



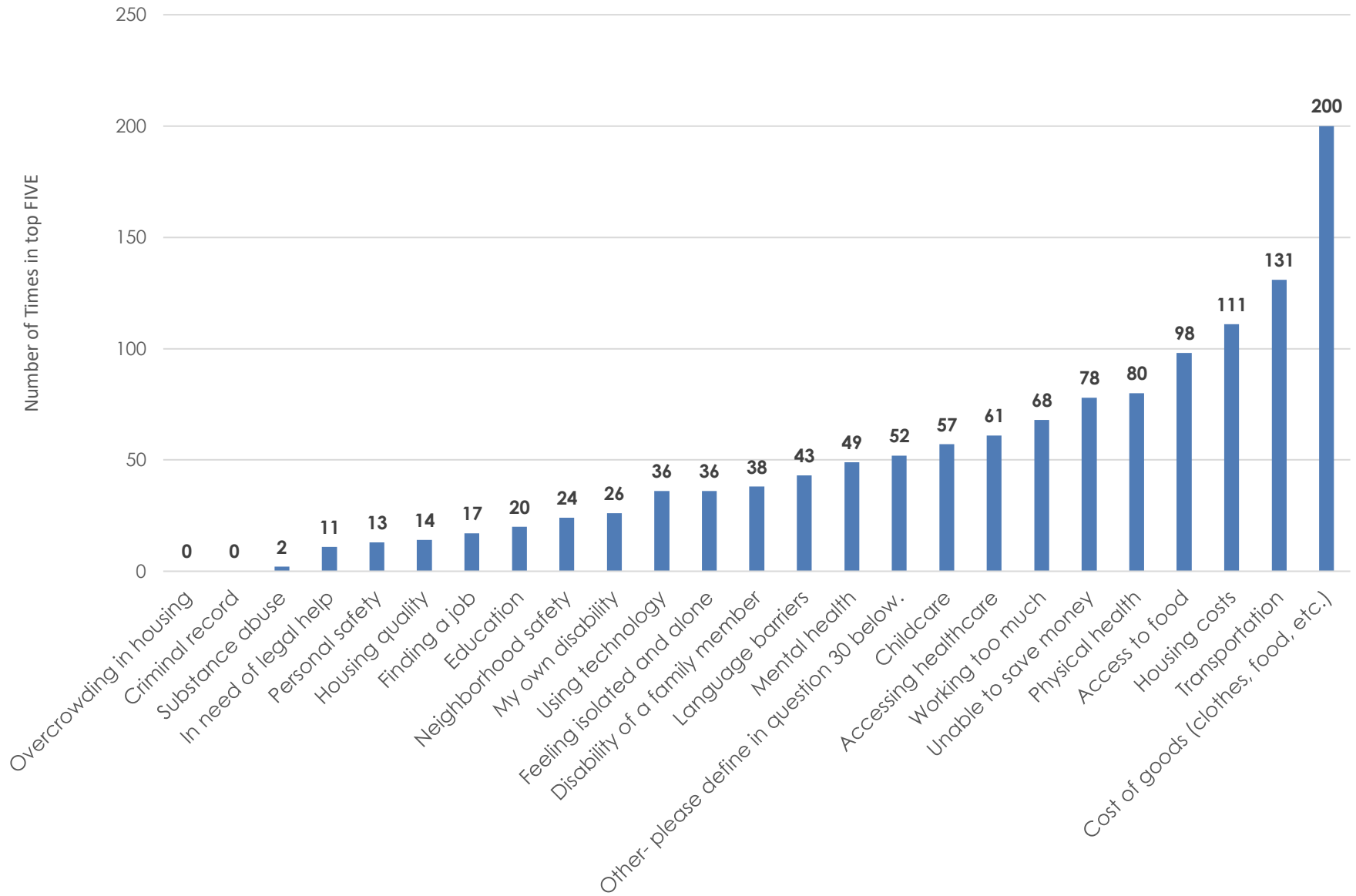
Q29: What are your FIVE greatest needs (challenges)? To rank these please use the arrows to move your selections up and down within the list, your top need should be at the top of the list your second most pressing need should be under that one and so on until you get to FIVE.

Answered: 253

RANKING (Top FIVE)		Access to food	Cost of goods (clothes, food, etc.)	Transportation	Language barriers	Childcare	My own disability	Disability of a family member	Education	In need of legal help	Finding a job	Working too much	Unable to save money	Using technology	Housing costs	Housing quality	Overcrowding in housing	Physical health	Accessing healthcare	Mental health	Substance abuse	Feeling isolated and alone	Neighborhood safety	Personal safety	Criminal record	Other
1st	7	53	18	0	21	10	13	3	1	3	15	8	8	27	0	0	24	4	4	0	4	2	1	0	27	
	3%	21%	7%	0%	8%	4%	5%	1%	0%	1%	6%	3%	3%	11%	0%	0%	9%	2%	2%	0%	2%	1%	0%	0%	11%	
2nd	32	37	12	3	7	7	9	8	2	5	14	14	8	35	5	0	14	13	9	0	6	4	1	0	8	
	13%	15%	5%	1%	3%	3%	4%	3%	1%	2%	6%	6%	3%	14%	2%	0%	6%	5%	4%	0%	2%	2%	0%	0%	3%	
3rd	20	58	31	2	3	3	8	3	0	3	15	16	6	21	1	0	17	13	10	1	8	6	3	0	5	
	8%	23%	12%	1%	1%	1%	3%	1%	0%	1%	6%	6%	2%	8%	0%	0%	7%	5%	4%	0%	3%	2%	1%	0%	2%	
4th	21	30	36	17	7	3	3	3	4	2	9	22	5	19	3	0	13	20	15	1	8	5	5	0	2	
	8%	12%	14%	7%	3%	1%	1%	1%	2%	1%	4%	9%	2%	8%	1%	0%	5%	8%	6%	0%	3%	2%	2%	0%	1%	
5th	18	22	34	21	19	3	5	3	4	4	15	18	9	9	5	0	12	11	11	0	10	7	3	0	10	
	7%	9%	13%	8%	8%	1%	2%	1%	2%	2%	6%	7%	4%	4%	2%	0%	5%	4%	4%	0%	4%	3%	1%	0%	4%	

Number of survey respondents and the percent of overall responses.

Most Picked Top Five List



Q30: If you responded "other" to question 29 above, please define your answer here.

- need help in my home
- services for teens, community gatherings, activities beyond shopping or eating
- find a job with a living wage
- School taxes -kids are 58/53 think there should come a time when there is a limit maybe over 80?
- trucks cars race by my home on Linden Ave. it's a school zone- 30 mph ignored
- Red Hook charges \$.20 more for gas and the grocery stores are more expensive than Kingston
- help with repairs, outside, raking, mowing, etc. porch needs repair, rebuilding for safety
- for those of us who don't have cars, a supermarket, drugstore and bank in Tivoli would be great
- price of food, cost of living
- Access to quality made in USA products (clothing, household products, etc.
- N/A (6 responses)
- Almost all of our income goes to student loan debt and housing
- Difficult to find reliable help with minor repairs and gardening
- school and property in the village
- No major structural challenges at this time
- none of these are challenges for me (5 responses)
- Staying in my home as I age, accessing broadband
- Need Community activities for young adults. (Not Teens or seniors)
- Diversity
- One only. Reasonably priced housing options, esp. for seniors.
- Safe water supply, municipal sewage, storm drainage
- Paying for Healthcare. Injured on the job by WC coverage is poor
- Road and home unsafe because town is not spending enough to maintain roads.
- Local affordable condominium/townhouse complexes. Detached home maintenance is a challenge
- General inflation on everything!!!
- We are good except for having my husband's mom with us who is 101 but very functional
- Taxes that will make it difficult to age in place
- Skyrocketing taxes and fees in Rhinebeck
- Safe place to walk and ride my bike in a rural area
- Fear that increased property taxes will force me out of my home.
- Affordable housing (single apartment) for disabled family member
- Perhaps this is under neighborhood safety, but traffic on all town roads needs to slow down
- I am fortunate to be able to say that I have no needs.
- I am the sole caregiver of my 90 year old mother, I would appreciate help with that
- I see food and all costs just going up
- Too many Bard students in Tivoli with landlords not caring about the community
- school and property base not sustainable
- The government continues to spend and raise our taxes. Show some fiscal responsibility.
- Those that work in our village can not afford to shop or dine here.
- I don't really have any pressing needs.

- I am retired. After living here for 40 years, I can't afford to downsize and retire here.
- could not get question 29 to work...technology is a challenge, others mentioned aren't worrisome
- Internet cell service sucks
- I am extremely fortunate. My health is good and I have enough income to live very comfortably.
- property & school taxes/ Not receiving STAR
- I don't really have any needs that are on your list. I think our community has a need for things.
- Lack of safe pedestrian paved walking paths and trails.
- mental health of family member
- Programs for active seniors
- Parking in downtown, cannot patronize local
- Difficulty in finding reliable, affordable workmen for home and auto
- Need a trusted advisor to help with information and decision making.
- Only need is childcare
- Sense of community & openness to all
- More money
- Prescription cost every month
- Taxes, School Taxes, and over burdened NYS/FED Regulations

- We are fine. We have more than we need, and are more interested in offering support to others.
- Social outlets for young adults, no clubs or game rooms for them.
- soaring taxes due to 100% assessment & village home
- #1&2
- None of the above (5 answers)
- Top 4-Presrv 1Natur beauty+2Mix inc lvls 3Ltd gov&min prop tax 4Loc gov driv by broad community priors
- I am 87 and have no challenges, I have a wonderful life
- Finding help or workers to hire to fix things.
- Eldercare
- I don't have many needs
- Question 29 is not relevant to our personal situation
- My family and I are fortunate but realize that many in our community are not
- I have few challenges. But finding housing is the challenge that I most hear about.
- Social isolation
- Taxes are too high. Electric bills too high
- More "friendly" and safer place for pedestrians. I walk by necessity and for fitness.
- I am not in need; pls disregard this answer
- health of spouse

Q31: Please describe why you picked your top need? What about your top need is challenging to you?

- Summer camps
- no hay transporte publico en el area donde vivo. Solo tenemos un auto en mi casa y es difícil coordinar traslados (In English: There is no public transportation where I live. WE only have one car in my house and it is difficult to coordinate)
- Hard to "live" when you can barely pay bills to survive forget saving for emergency
- Property Taxes
- The things I selected are all connected, to some degree. Cost of living is high (especially for housing). Between housing and student loans, I don't have much left to live on, let alone save. I think there are bigger needs for the community than my own (but that's not what was asked)
- There needs to be better mental health support for young people which would also include community based fun activities (art, making/STEM, music, etc. and especially during winter) in addition to learning/strategies/therapy supports
- need home aides home transportation, day care
- Husband & wife still relatively healthy. On fixed income \$45,000 taxes a hardship. eventually one or both will need assistance
- a cat, dog, child, adult can get hit, trucks are noisy, beeping trucks at 6:30 am are a drag
- healthcare needs
- lack of tech education
- just a busy lifestyle
- knee arthritis can't walk from my house into the Village anymore- miss that!
- everything costs too much
- education in cultural, pro dance for exercise & friendships & brain- social
- everything in Red Hook is more expensive than anywhere else
- mental health is hard to find with no car
- harder to do things
- my mental health is unstable ranging from severe depression to high anxiety
- 85 years old
- since I don't drive and don't own a car, I have to have someone drive me to the bank, drugstore and supermarket
- its very expensive to live here- high taxes
- I grew up here and would love to be able to buy a house & raise a family, but my rent is the same as it is in NYC
- Adult education to advance. I work in a group home, minimal staffing, I have ADD & Diabetes
- contacted attorney general housing problem. Office for Aging- NO HELP
- because I am disabled and I can't drive anymore
- Income is low but prices are high
- Isolation
- difficult to walk use walker
- cost of living is very high
- Under paid and over taxed the last 4 decades- the economy is out of control!
- because of the high inflation, living on a fixed income is challenging
- Lack of adequate high speed internet

- They are all connected My mental health makes it challenging to work enough to make money that can be saved My legal needs (divorce) and housing costs impact my mental health I cannot afford to buy foods that may better affect my mental health...
- Sometimes I can't afford my car insurance, rent, and groceries. Yesterday I had to figure out which food I really needed and only left with coffee so that I could get through work
- Don't really have to pick five needs
- I have a truck, but it's in the shop, so right now I can't work until I raise \$1215 to get it back, in the mean time my wife works 7am to 4pm M-F so my job prospects are limited to what I can walk to.Help
- Physical health
- Cannot walk
- unable to save for our daughter's future and are essentially leaving her to experience the debt cycle all over again because of student loan debt. We work multiple jobs just to pay off student loan debt that is now at 9% interest
- Connection with communities through service learning and outdoor activities; experiential learning; apprenticeships; activities related to diversity and equity; homeschooler resources and networks
- Need employment having trouble getting hired
- Getting Old
- I do not drive
- One needs food to survive
- I don't have a car. I can walk to Topps or take the bus, but it feels dangerous. I have to taxi to the train station but taxis are not always available, even with a day's notice. And there is no way to get to Kingston by public transit.
- See 30

- There is not enough childcare that covers the full 9-5 workday and childcare is not available for children under 18 months
- too costly
- I'm in a very fortunate position in having my major needs met and so it's just a matter of balancing work-life activities and trying to make extra money to cover our children's college tuition
- The lack of housing options is the biggest problem in Rhinebeck, rental projects are needed along with more housing in general. That the town maintains 10 and 20 acre zoning is indefensible
- We currently spend 2 hours each day to drop-off/pickup our child from daycare because it's the only location that will take an <18month old kid
- none of these are challenges for me
- The cost of everything has gone up more than our retirement income. IE; food, gasoline, heating oil
- I'm getting old, hoping I will be able to access the healthcare I will ultimately need. (I'm physically fine at the moment)
- Challenge of adequate childcare for full time workers
- Our adult son w special needs is in need of friends, and work and community
- I'm on SSI & Medicare with a part time job. Inflation has been a financial burden
- At 73, my body is not as cooperative as it once was
- expenses are starting to be greater than income
- Finding full time child care has been very difficult. There are wait lists at all full time day cares. The only full time at home daycare I was able to find for 2 kids is \$3200 per month
- Pretty self-explanatory, I think
- Inflation
- Not many childcare options available. Long wait lists

- Housing because there are not enough options for seniors
- I'm learning to live with spinal nerve injury. Walking and standing is very painful. Working only part-time. Should be covered by Worker's Comp insurance totally but it's a f-d up system and it's a struggle
- Better cheaper internet needed. Seniors need help with technology
- Housing pricing / contractor rates in area are unaffordable
- More programs for people of a certain age to stay fit
- Ver hard to figure out support for an elder with dementia and language barriers
- I want to stay in my home as long as possible but the cost of taxes, maintenance and necessities such as food, heat and utilities, may make that very difficult if inflation continues to be high
- Cars are being broken into. I have seen people walking at night going from driveway to driveway, trying to open vehicles. I am afraid someone is going to break into my house
- it takes too long to get an appointment, not quality local specialists, zero coordination of care, generally demoralizing to even try
- Priced out of a lot of housing/rental options
- I do not drive
- public transportation that reaches rural areas are key. reaching village points that are still 10 miles away is not great
- Cost of things seem to always be rising, and income doesn't rise substantially to keep up. Energy costs in particular have been a drain and source of anxiety - unpredictable bills from central Hudson mean I never can foresee/plan for our bills
- One of my dependents struggles with depression that impacts their education

- 900K astroturf and many other Town and Village budget items that are harmful to seniors
- On a fixed income housing costs are the biggest budget item. Anticipated tax increases are a concern
- Not a current need but getting older
- Doctors are leaving their practice and it's very hard to find ones who are taking new patients
- Costs go up faster than inflation adjustments when , like me, you are on a fixed income
- It's costly to maintain physical health.
- I will be hard pressed to stay in Rhinebeck after I retire
- Increased traffic and speeding
- Adult disabled child needed services when she lived at home
- None
- I have a small child and lack childcare options
- I have no needs
- I am increasing detached and unable to navigate internet associates services governmental and otherwise
- Everything seems to cost twice what it used to. Less food for more money
- Because affordable housing for those specifically with limited income is very hard to find
- Everything is expensive now
- Taxes are high and only go higher due to those relocating from the city
- While I own a home, especially as a senior I'm concerned about rising heating and electricity costs, as well as lack of available and affordable skilled trades professionals for home maintenance and upkeep
- Things are so expensive
- Gas money and my husband's long commute
- 30 spots of universal pre-k for the WHOLE TOWN

- Spouse and self are in our upper 80's
- Taxes on my home that I own are expensive
- Education is always a top priority- to educate our children is to care about our future!
- Older person and rapid changes to tech in general
- Want to save for retirement, college funds, have more financial freedoms
- Other than school I have no help taking care of my son with special needs. Therefore I can only work part time and must be home when he is home from school.
- cost of nursing home care for loved one; transportation as older folks age in place
- Our rent went up 11% for our latest yearly lease and 7% the year before. 18% in 2 years is huge!
- My husband has difficulty walking
- The cost of living is increasing and you keep raising our taxes
- I am 77 now so need to think about health more
- Technology is a challenge. My daughter accesses my laptop and phone with TeamViewer. Or I go to The Starr Library for help
- Answered
- Demanding job with limited ability to telecommute
- I would really like not to be so reliant on a car but the public transportation, safe bike riding/walking and ride sharing options are very limited here
- I struggle with depression and live alone, so my mental health is often affected. It's tough to find affordable mental health care locally
- Lack of affordable child care in the area; pre-k is not universal. Although we have a decent income, after paying for nursery school for two kids for three years each, we are out of savings

- I have a child with autism. It can be hard to take him in town. Rhinebeck has tried with their autism supportive community
- my needs will be greater in about 10 years...I wonder then how I would complete this
- School not meeting my kids needs
- I'm 89, memory issues; catheter!
- As we age, more health concerns, doctor visits, tests, etc.
- Working doesn't allow for more leisure activities and volunteering in the community
- costs go up- fixed income
- Cost of living has increased dramatically necessitating more work to maintain standard needs
- not enough time for family and not-work related aspects of life
- just inflation vs. fixed income
- Finding trustworthy people to healthfully watch my children
- My Dad will be 95 this year. He lives alone in CT. He cannot find a decent caregiver. I am his medical proxy. I cook for him. I care for him
- I am a senior citizen and have numerous health issues. I have medical care but since I live alone I worry a lot about things
- Fixed income with escalating prices
- I make almost \$80K per year and would never be able to purchase a home in this area with the current market
- Don't feel safe walking along roadways
- I am on a fixed income and inflation is greatly eroding my ability to pay for food, clothing, etc.
- Cost to shop local is at least 10% above Kingston: Poughkeepsie groceries etc. competitive pricing needed
- I'm elderly with some mobility issues

- Living alone with few social contacts and no family limits what I accomplish. I don't really have a life
- I ain't what I used to be health-wise. Otherwise, life is pretty good for me right now.
- Expenses higher than income
- We are not low income so many of these needs do not apply to us, however the shortage of childcare (specifically full day preschool/pre-kindergarten) is our biggest struggle in a home where both parents work
- Inflation & retirement planning
- Costs of groceries and gas
- Hard to find reliable childcare and back up childcare without family in the area. This is why I do not work full time, I can only work during preschool hours, but I would be happier and we would be more financially secure for the long term if I could work full time
- It limits my ability to relax and take better care of myself
- Public transportation is extremely limited. No bus that crosses over the Hudson River. Difficult and isolating for elderly who are not comfortable driving or in a one-car household
- limited mobility
- Many childcare options in the area are full. So even if you overcome the hurdle of costs, then there is the hurdle of availability
- access to childcare and/or cost of childcare determines whether we can be a 2 income family or not
- Food Costs
- Dealing with cancer and side-effects
- I have a daughter that has anxiety and some social skills issue. So helping her to learn how to navigate this and become her best self is a lot of work
- Due to influx of individuals following 9/11, and covid - the housing prices have driven young blue collar families out of

the area. Also, now with inflation and raise in interest rates....everything is going against young families that want to make this area there home

- I am very concerned about truck traffic
- We are caregivers for an aging loved one who has dementia. There's not enough support that's created a great strain on our family
- Housing costs too high to own or rent
- Rhinebeck is overpriced
- Working parents need childcare that is easily accessible.
- I've owned my house for 30+ years; taxes on village property has skyrocketed. I will not be able to afford to stay when I retire (I do not have a pension)
- Price increases are making even for us, who have a reasonable income
- Spouse is disabled, limited income and availability of childcare, difficult to save any money
- Limited physical access to buildings. Sidewalks a disaster
- While progress can be beneficial, I'm concerned about the pace & nature of changes in the Town of Rhinebeck, including proposed or already effected decisions + developments and elected + appointed officials operating independently
- My mother is developing dementia and I haven't been able to find any help in how to keep her in her house
- Love RBK but living off savings and COL too high, rising too fast.
- It's my biggest challenge
- Taxes are out of control
- Hard to find affordable options for taking care of an ailing parent
- It the largest of my costs
- I often have technology related questions

- I'm on a fixed income and inflation and rising prices have decreased my ability to maintain my former lifestyle
- I do not drive and that makes going shopping or to appointments difficult.
- Feel more alone...always behind
- Not enough of really good doctors/dentists. Below average hospitals
- Making ends meet
- no bus service
- Turning Covid into a partisan shibboleth really broke my brain
- My family and I have no unmet needs but realize that some of our neighbors do
- I would have to get a very high paying job to afford childcare and healthcare.
- Finding quality and affordable housing within reasonable proximity to family, friends, healthcare providers, other required services is an ongoing challenge and has become more difficult in the last few years with COVID, inflation, increases in utility costs, etc.
- Unbearable property taxes in Dutchess County
- Costs go up faster than my 2-3% raise each year
- Again, it's not my top need because I have secure housing. But almost no one can find housing here in Tivoli because there is not enough of it
- There are very few childcare providers in the area who offer full day care for working parents. Most providers offer

partial days and/or are off in summers. Very challenging for a single parent who works full time

- Constant fatigue from working too much
- I don't have a top need
- Inflation. Too many wealthy transplants from urban areas have ruined a middle class way of life
- do not understand technology nor do I really want to learn about it
- Rent keeps increasing above inflation rate and I am on fixed income
- The cost of living in Rhinebeck has increased substantially over the years & as much as I try to shop local the high prices forces me to shop elsewhere or online
- Taxes, insurances, including LTC, and house-related expenses are increasing rapidly and my income is not.
- Wages not keeping up with cost of living
- Its hard to get around, especially with staff shortages at my house
- I can't get to where I want to go. I can't drive and public transportation is limited
- Medical appts in Rhinebeck, Kingston, Poughkeepsie. Can't get to e.g. shoe store but can't check fit buying online. For mental health need to access nature and trails outside village. I feel trapped
- Don't always feel safe in my bike or walking
- I have a health issue and live alone.

Q32: What would be helpful to you in addressing this need?

- mas programas de verano para niños (In English: More Summer programs for kids)
- Que hubiera transporte publico de calidad en esta area, como en la ciudad de Kingston (In English: Quality public transportation in the community like there is in the City of Kingston)
- Living wage for mental health workers. Address gap between poverty, wage scale for benefits, living wage. Huge disconnect
- Additional senior citizen discounts
- More affordable housing options and interventions, more affordable stores and restaurants in the area. (Outside of local interventions, student loan forgiveness would be the biggest help.)
- Less focus on tourists! There should be more to do in the parks, there should be community hang out spaces, there should be more community music, arts, academic interests, etc. LESS SOCCER
- adjust hours to be more
- lower school taxes after age 75/80 after paying for school for nearly 60 years
- school should keep the school crossing sign up not remove it daily
- a person who could help me
- tech classes not just for beginners
- cost of living going down
- can walk from my church into the village
- free money
- yoga the evenings, keep the dance classes in evening/afternoon going
- lower gas prices & food and taxes always going up people can't afford to live
- local well paid work would solve some issues
- some form of relaxation or meditation technique
- a supermarket has many items, especially for seniors that the Tivoli General doesn't have. The same with a drugstore and to be able to make bank transactions in a short distance
- tax break
- Affordable housing that isn't a tiny box, is catered towards people who work in the community or grew up here and has laundry
- Confidence and support for ADD and diabetes
- Attorney- unable to afford!
- finding a van or SUV or some type of van to begin with
- It was a nice friendly community but it has changed
- I'm not really sure
- I don't know
- reduce the high cost of living, food, fuel, taxes, etc.
- Access to a provider with affordable high speed internet
- The lowering/expansion of requirements for SNAP benefits based on my area for single parents in multigenerational homes
- Lower cost of living
- Help finding a job in the village that I can walk to. Even basic handyman work. I will do just about anything at this point
- Continue with present 24-hour care
- Loan forgiveness
- More regular community activities for all ages to do together (like art for families, culturally expansive and inclusive programs, drumming, singing), service learning, apprenticeships, and outdoor education opportunities
- Help finding & applying for jobs
- Bike/waking path to Topps and that area. Actual bike lanes -- people speed through the village once they get through the

light going north on Rte. 9 -- xwalks need better illumination at night

- A directory of handymen or women
- More childcare providers in the area to support full-time working parents who have hours that accommodate the full workday. More childcare providers that accepted younger children/infants
- village or town reconsider/assess why such exorbitant taxes imposed on seniors who no longer have anything to do with school. Been like this forever
- Change the zoning so that housing can be built. The town has protections with conservation subdivision/clustering type regulations, there is no reason for the low density that makes it too expensive to build other than people looking to create a single dream house
- More <18 month childcare options
- none of these are challenges for me
- Prices coming down or income going up!
- Maybe an organization like Rhinebeck At Home
- More options for longer days and for earlier ages
- Need A community for Young adult with special needs (not group home) who can meet others
- SSI & Medicare benefits should align with inflation, & the Reagan era taxes on same should be eliminated
- Magic. There is no cure
- property tax relief
- I am trying to open a day care center but due to the costs of real estate and getting licensed, it would only work if the cost for care is higher. It would be helpful if the community offered grants to help either families or providers
- Govt to take action
- Supporting more daycare centers to open and ensuring the teachers are paid decently so they continue to work there.
- More units for single people

- I think I just need time. Continue getting to know the town and making friends!
- More homes. More contractors
- More community programming that is physically and culturally stimulating and appropriate for elders; legal and practical advise for caregivers
- I am delighted that Rhinebeck's schools are highly rated but wish that their financing was less dependent on property taxes
- More police patrolling the neighborhoods, especially at night. "Ring" does not capture everything
- a high quality teaching hospital in the area? or even better: socialized medicine in our country such that healthcare is not for profit
- Stop abusing and overspending taxpayers' money
- Reliable transportation service from early am through late afternoon especially for medical services
- wider network public transport
- Reliable & predictable monthly energy costs. And less
- Mental health professionals on the school staff
- Stop budget items that seniors are forced to pay. Can't afford a community center or drop in center but town can afford astroturf, etc.
- Lower taxes
- Better access and less corporate healthcare greed
- Don't know what it would take to change the healthcare system so that Drs don't get burnt out
- Lower healthcare costs, lower costs of healthy foods
- Sensible approach to property value
- Speed bumps, lower speed limits, Town planning to preserve the local character of the community
- Increase resources and programs for the DD population
- Community based childcare.

- Accessible / affordable tech training and assistance
- Better food value
- Finding a landlord, that's in the village of Red Hook that would allow for affordable housing for those with a disability
- where to begin-regulate Central Hudson, more resources i.e. Community Solar, slow the influx of affluent home buyers who pay trade workers more than I can afford, provide more affordable housing so trade pro's don't move away
- I don't think there is anything that can, or necessarily should, be done about gas prices
- Make pre-k available for all children in Red Hook
- School tax breaks
- Classes geared toward the elderly.
- bigger income and less (necessary) housing projects
- A caregiver
- More rental options in the Village pf Rhinebeck!
- Don't need help.
- Stop spending on unnecessary things.
- I have what I need
- Maybe a course in how to use all the possibilities on my laptop, phone and iPad. There was a place in Kingston years ago that had classes for seniors who wanted to learn more.
- Expanded telecommuting ability
- Additional public transportation routes and times; new infrastructure for protected bike and walking lanes
- Affordable mental health care that isn't in Kingston or Hudson or Poughkeepsie.
- Universal pre-k
- Affordable housing. Truly affordable housing.
- More initiatives and expansion to Red Hook and beyond "the Village".
- Competency
- Alzheimer drug trial, home nurse help

- It is a bigger issue than a local one
- senior credits
- change work culture in this country
- Better caregivers, who are paid a decent, living wage.a sen
- I don't really know
- Part time per diem job Decreased school taxes for seniors
- Affordable home buying options
- Sidewalks/ paved surfaces on commonly traveled routes (schools, rec park, pool, library etc.)Maintained paves through wooded areas on
- Senior discounts at grocery and farm stores; a "resident senior" card that would give a discount at all Rhinebeck/Red Hook merchants. Those on a fixed income have no way of offsetting inflation
- Lower local commercial rents!!!! Bus schedules and 'stops' information for shopping trips
- Not sure anything will help with age-related limitations
- Local help center. Support group
- Getting younger
- Lower costs of every day living expenses
- Expand universal pre-k and other childcare options
- certainty in the future of Social Security
- More daycare options for toddlers with longer hours. Better network of as needed babysitters. So many local universities yet so few babysitters/part time nannies!
- I need to develop a better work/life balance
- tax breaks greater then the STAR that is give
- At least one bus crossing the Hudson River that doesn't necessitate one traveling all the way to Poughkeepsie to do so. It is ridiculous having to travel from Red Hook to Poughkeepsie and then transferring buses to have to cross the river to travel to Kingston..
- better handicapped access

- Universal pre-k, more options
- tax credits, subsidized childcare centers
- Lower cost grocery stores
- Not having cancer
- It can be hard to find the right doctors and therapists. I feel the school could be more helpful in assisting and understanding with her issues
- Anyone help would be great
- Better cell service/internet. First time home buyers assistance. Tax breaks for volunteer firefighters/EMT
- Weight limits on my road
- If Medicaid approved more community-based home health assistance. They don't seem to care about dementia or mental health needs
- Loosen zoning to allow rental cabins, cottages or two family properties to have more affordable housing
- Affordable housing for locals, not based on the city people
- Having a daycare center which can be flexible for use
- realistic assessment for village residents. 50+acre properties in the town have a lower land assessment than me with .5 acres
- Greater availability of childcare and financial assistance for obtaining it
- Fix the damn side walks for starters! Make sure handicapped access is truly accessible.
- Ensuring that government is transparent + community-driven and decision-making is transparent + deliberate + reflective of the values & priorities of the overall community
- A case manager or someone to sit down and tell me what to do. Dept of Aging isn't much help
- Cheaper food and rent
- We need more trained trades people
- Adult day care facilities that are not too big or expensive

- No help is need
- Someone who I could call and get my questions answered
- lower taxes, utility and food costs. more income
- Public transportation
- Less demanding job
- Senior discounts-tax relief-help with cost and access to house repairs.
- more ways to meet people and build a sense of community as a newer person to Rhinebeck
- bus service in Rhinecliff
- separate politics from healthcare
- Free, Good, safe and enjoyable childcare for Afterschool.
- Reduce property taxes
- Lower taxes, lower gas prices, lower energy prices have to be top 3 expenses that are rising faster than any other
- Tivoli needs to incentivize developers and homebuilders to build more housing.
- More full time daycares; affordable summer camps that cover full days and all of August.
- Lowered financial burden
- Stop allowing them to change things that have worked well without them.
- Rent stabilization; Proposed workforce housing would actually increase rents
- Not sure Maybe a slight discount to people who live locally
- Reduce school taxes for seniors over 70 who are on enhanced Star
- Increase minimum wage
- public transportation or ride services
- Those infamous Red Hook vans, with fully insured volunteer drivers with both scheduled and on demand runs
- More walkable bikeable community helps all
- Outreach

Q33: What are the greatest strengths of your community?

- Que existe gente dispuesta a trabajar por las necesidades de la comunidad
- Creativity
- Red Hook Responds
- There are a lot of strengths. We have a lot of talented, caring, generous community members. We have a wealth of natural resources and a strong agricultural community that serves as the backbone of our economy. We have good educational institutions. It's a great place to live.
- Beauty (Rural and Historic), Food
- red hook day care center
- Rhinebeck has what we need such as NDH, update theater, AMTRAX, shopping, lots of programs for elderly (Brookmead) Library
- seems friendly safe harder to meet people when single & 70
- I give a lot to the community garden, passing food on
- the library and school system
- good neighbors, good schools, local services/stores rec park & pool, local hospital
- the cohesiveness & caring
- all the eating places
- don't know of any
- health & dancing and music
- its clean, nice park, but no place to take your dogs
- people coming together
- local farms & businesses
- people coming together in times of need or crisis to help each other out
- It has a good fire department, friendly people, a mayor activities for people
- school district, togetherness
- togetherness. the locals care about each other and support each others businesses. I also love the access to locally grown produce
- friendly and helpful to people
- safety
- There is a lot of support here
- I am at a loss to describe my community strengths. The town of Rhinebeck does not communicate well. The strength of the community is the citizens who form groups to aid those in need.
- My ability to identify those whom are safe to develop community with. The Red Hook Community center and Bard College highlight the diversity here and help me to feel there is a place for people like me in a town like Red Hook.
- We're tight knit and supportive, as well as progressive and accepting
- It's a nice quiet neighborhood you can walk to a lot of things. People are friendly for the most part.
- Community center and its programs
- Caring neighbors.
- Walkability, sense of community, safety
- Nature
- People know each other; there are many community resources--people just aren't always aware of them
- They assist with a lot of my needs past & present
- Great neighbors & helpful
- No sprawl. Feels local, not (yet) anonymous.
- Church friends

- The community is engaged, open, and provides a lot of opportunities to get involved/participate.
- safer I think to walk around and less traffic, I guess.
- Surprising beauty and variety of offerings in such a small town
- Sense of community. Economically the proximity to NYC creates an economic engine with tourism that keeps money flowing through the local economy and provides opportunity - contrast to real upstate towns that are suffering
- The people, the proximity to the train
- Sense of community, people caring for each other
- safety, convenient shopping and entertainment, beautiful natural surroundings, great bicycling
- I think the greatest strength is the willingness of residents to help people in need.
- Wonderful neighbors, strong community spirit
- People are generally kind and welcoming. Seems like a responsive village government.
- I don't know yet. We moved our son up to Rhinebeck bc it claims to be autism friendly. Not finding much for functioning young adults with autism.
- A strong sense of community.
- The people
- caring people, strong community spirit, progressive leadership in Red Hook
- Since I've moved I've really appreciated how kind and helpful people are. They answer the phone when you call. They go out of their way to help you even if you are not paying them or it is not part of their job. I love that.
- Community spirit and concern for our natural and historic resources

- Sadly the greatest strength is dying. We used to be a small rural village.
- Pride
- People care about the services and community
- Environment
- I love the open fields and rolling hills of Dutchess Co. and Red Hook. I love things like the community center and RH Responds.
- Rural character. Safety. Small, independently owned businesses/biz center.
- Lots of cool, smart, caring people; access to interesting cultural activities, beautiful nature and close to the city
- It's natural beauty, mix of cultural activities and care and concern for our friends and neighbors.
- The Red Hook Police and Fire Department.
- friendly, safe, lots of open space, good schools
- connection
- Rural small town feel
- I think the care for others to ensure they have a good life
- Moderate charm, access to hospital and doctors--but not all specialties.
- willingness to help
- Red hook: diversity, sense of community, involvement, playground at middle school, VFW, agriculture, tractor parade, fall garden display in village, elementary school garden, community center, historic Diner, Agway, can walk to grocery.
- A collective appreciation for the assets of the community and the flourishing of its residents
- I don't recognize my community anymore.
- Natural beauty, friendly neighbors, and a great library.

- Its small size, i.e. know more people
- Caring for others
- Amazing volunteers
- Closeknit, friendly,
- good school district, low crime rate, open space, quiet
- My neighbors help each other
- Proximity to NYC, mountains, and rural areas
- Friendly and environmentally beautiful
- Rhinebeck @ home
- Tivoli comes together for one another, when someone is in need.
- Everyone comes together when there is a crisis.
- It's sense of place.
- Safety, high quality engagement, our library and community centers, our schools
- Village Of Red Hook is a very tightknit community who cares for those around them. The ability to have a safe walking environment. The community Center, the library, the Loop Bus as my family member does not drive, but works.
- Uncertain. Seems more divisive these days
- Neighbors are caring and considerate. We have a GREAT library but I fear too many politicians, D & R, getting involved. Rec Park and Programs are super. Wonderful opportunities for outdoor activities. Access to Bard College. Access to wonderful fresh farm produce.
- I am an appreciative non-participant in most community activities, because that's who I am. At the same time, I am grateful for and proud of the vibrant community in which I live.
- Friends and sense of community, beauty of the area, closeness to hiking

- Involvement, kindness, environment
- It feels like Red Hook is beginning to come more alive—new businesses and feels more active. I would love to see some trees planted along our main intersection. And I realize that is not what this survey is about. I appreciate that you are doing this survey so those with issues can say what they are.
- I have excellent neighbors.
- Friendly and helpful people.
- people around red hook really want to help each other
- The schools and the neighbors
- community spirit; beautiful environment
- Walkability. Safe village (RBK). Civic engagement. Local businesses. Many activities.
- Nice people in a pleasant outdoor environment. Good government.
- Outdoor activities.
- Walkability, theaters, hospital, etc.
- Rhinebeck@Home. Good neighbors. Walk to everything. Safety.
- Access to services within walking distance.
- Religious organizations, community assistance groups, resident services
- Safe, quiet, cultural events
- Close-knit, people look out for each other, beautiful and quiet, full of interesting people.
- Sense of community. I'm new to living in the village but have lived in the area for most of my life and Rhinebeck really does a good job of putting on community events and cultivating that sense of camaraderie.
- Great community services like the groups doing this survey; agriculture; good schools; natural beauty; engaged citizens

- Location. Small town. Access to arts and culture.
- Library!!
- sense of community, above-average library, good school system
- the few who still have a real work ethic and don't whine about pathetic BS, good healthcare system with angel nurses
- Good school system and library.
- The foundation of the folks who came before 2001.
- fresh food
- Walkability, residences are spread out (not dense housing), major needs are local (grocery, pharmacy, hospital, doctors)
- small town nature and camaraderie
- initiative, generosity, mutual aid
- Walkability, natural resources, friendliness of populace
- Strengths lie in everyone rallying to a specific need, event, fundraising. For a small community, we all have big hearts and a willingness to help
- Walkable, I have great neighbors in a diverse neighborhood, there is access to food, medical care and entertainment locally (and there is a lot of free or low cost things like Ferncliff, Vlei swamp, discount night for the movies), respect for protecting the environment
- A sense of community pride. A love of nature and family.
- A safe community to live in with decent kind people.
- Access to jobs travel Well rounded area
- Ethnic and age diversity, Red Hook Responds
- Lack of crime, good water, schools, community activities for all.
- A concern for its residents
- Volunteers for community needs
- engagement in learning, regular social events
- Restaurants?
- The people in Red Hook and Rhinebeck are friendly, positive, and accepting of one another for the most part. That's the aspect of a community that's most important to me.
- Working together, economic diversity, commitment to preserving open land, fantastic local newspaper
- Walkability, church, library, shops, friends and neighbors
- Family
- Rhinebeck is a very generous community with a strong school system and an active volunteer base
- Pro-active, effective, and accessible mayor and local officials. Friendliness of villagers. Library online offerings through Libby and Kanopy are terrific. Bard's generous community pool access policies improves quality of life
- we look out for one another
- I love how diverse our community is becoming. There is so much potential! I would love to see more open and welcoming attitudes from leadership to change, new ideas, innovation. Sometimes I feel afraid to get involved because of the cliques that have formed
- many people are engaged in community because they want to be here, we are industry town (Bard College) so economically we are viable, there is a lot of economic diversity (although we risk losing that as housing costs increase)
- Small hometown feeling
- Great neighbors
- I have lived here all my life. I love that it has remained a safe place to live and has become more diverse. There are so many great parks and things to do outdoors in the area

- This is a great community- our base of families is great. It hurts that NYS is not very easy place to live and do business!
- Rhinebeck is a major hub in the Hudson Valley
- Safety. Physical beauty. Walkable streets
- Locals, young adults and older residents can feel very isolated and alone. We need a community center with ongoing programs, games, book nook, newspapers, card tables, pool table, a stage for kids to pretend or play music, etc. It should be open to the public, near/with a coffee/snack shop
- Neighborliness
- Small town big personality
- my neighbors are kind and wonderful. We help the more senior residents on our streets and neighboring streets with an informal network of assistance
- Controlling growth, not becoming anywhere USA boutique stores,etc
- Safety, schools
- medical care
- Community Spirit and pulling together to resolve needs
- Bal of tradition + fwd thinking Commitment to oppty & qual of life for all residents Strong sense of community + concern for neighbors Long-term perspective Recognition of value of natural beauty Lg # of capable committed & civic-minded citizens willing to invest talent & expertise to max qual of life for all
- We know each other. And are supportive when we know there's a need
- As a volunteer, I see many resources offered to those in need. Also beautiful natural habitat around us which I hope we preserve

- Rhinebeck offers a great quality of life; a beautiful protected rural landscape with a charming Village center filled with local, high quality shops and restaurants
- Friends and neighbors really car
- The people and its physical beauty
- beauty, good people, rural character
- safety, walkability ,friendliness
- community members help each other. an excellent mayor, great library, village stores/restaurants, river access, excellent village employes, great neighborhoods, affordable senior housing
- Small town
- Small, friendly, walkable, local hospital, historic, special events
- It's there if you can find time and confidence
- There are some people that care-but not enough.
- closeknit feel, great walkable town
- neighbors
- people look in on each other
- Friendly and caring
- Engaged leadership; willingness of citizens to support others in difficult situations
- Small and friendly
- Strong community focus
- Where to start? What's not to love about Tivoli? It's the best of all worlds: camping to cappuccino in record time
- The Red Hook Public Library (especially Amy Smith) is wonderful. The schools are valued and supported. Bard brings a lot of opportunities and events to the area.
- very supportive community
- Strong community feeling
- Very few

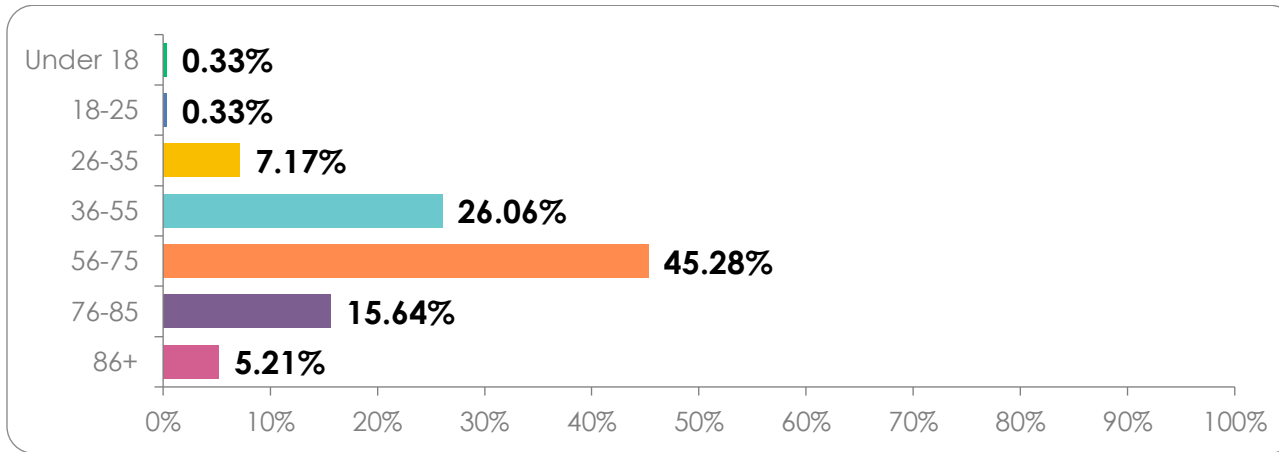
- size, historic character, library, Upstate Films
- We have many multi cultural restaurants & hold many cultural events & have many resources to help those in need
- Lovely neighbors and neighbors. Variety of homes in the Village
- Caring. Teamwork
- Easy to meet people, very beautiful
- the people are friendly and kind
- citizen participation / involvement

- Lots of people with desire and energy to make things better. Pride in the fact that Red Hook so far is hanging onto its long time identity. Excellent public schools
- Connectedness, small town feel with college resources , open space, clean water and access to nature, excellent IB programs
- lovely and generous people; access to culture and activities
- Village services



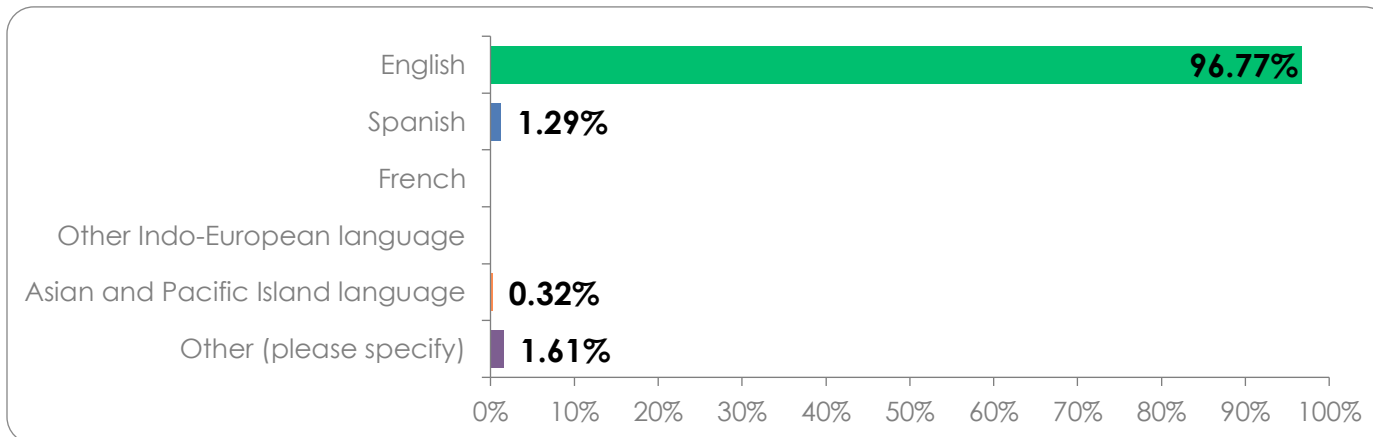
Q34: Which age group are you in?

Answered: 307 Skipped: 6



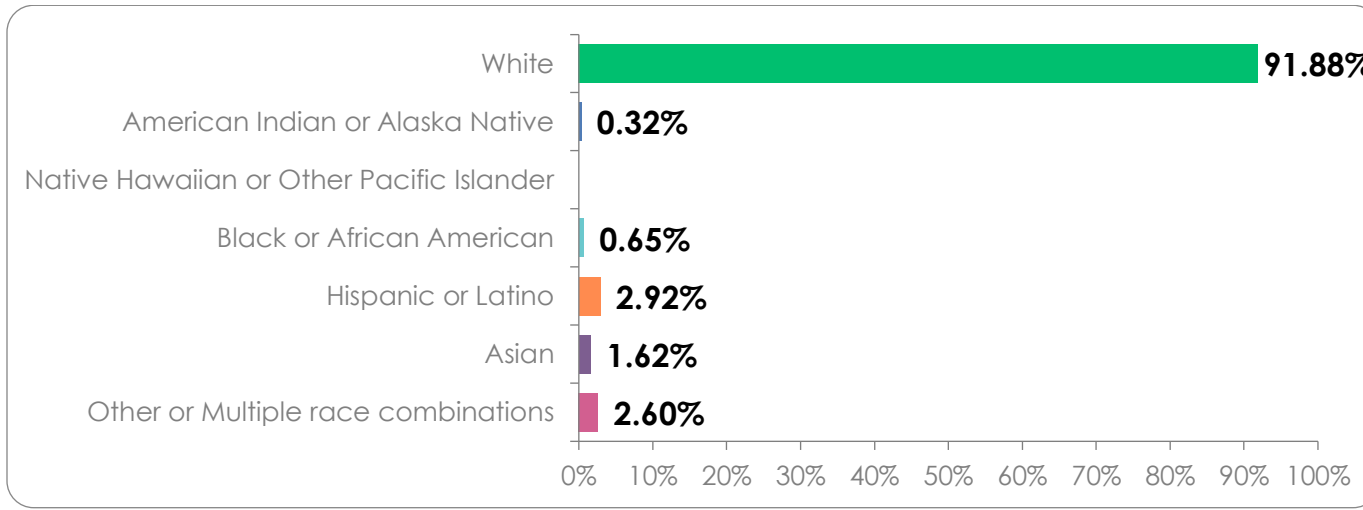
Q35: What is the primary language spoken at home?

Answered: 310 Skipped: 3



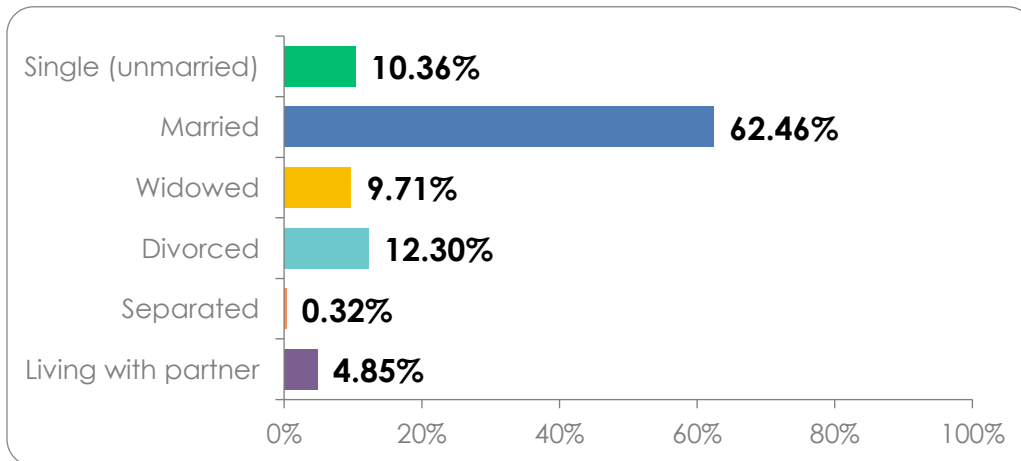
Q36: Which of the following best represents your racial or ethnic heritage?

Answered: 308 Skipped: 5



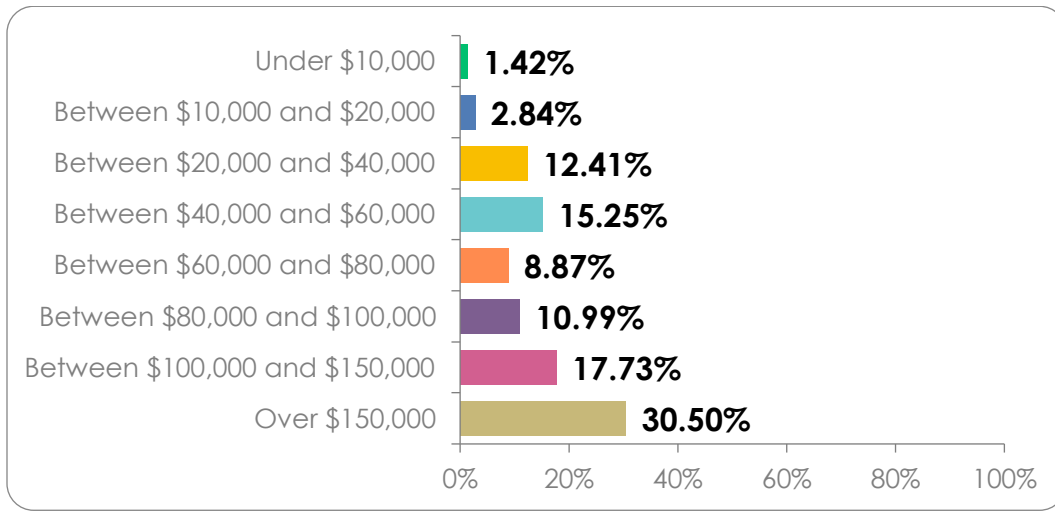
Q37: What is your marital status?

Answered: 309 Skipped: 4



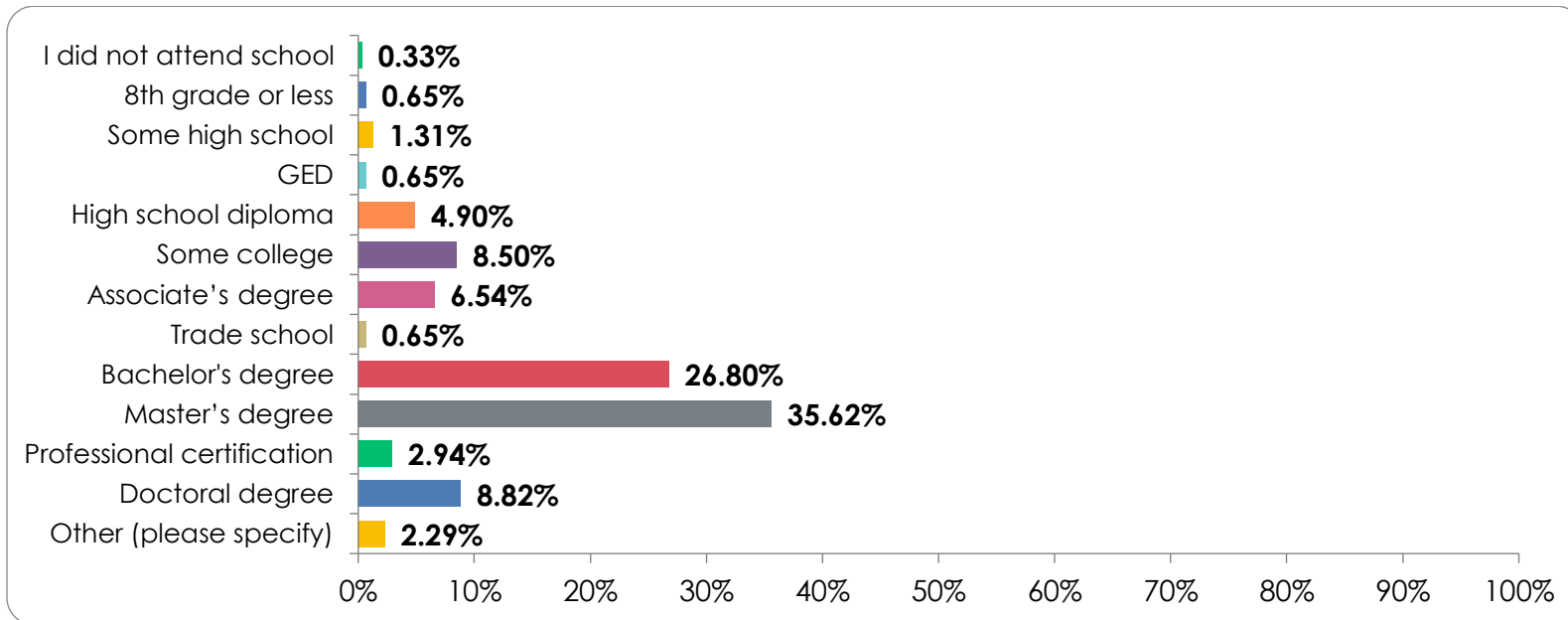
Q38: What is your household income range (total all household members income together)?

Answered: 282 Skipped: 31



Q39: How far did you go in school?

Answered: 306 Skipped: 7



Q40: Is there anything that we did not ask about that feels important? If so, what?

- notes: children speak English wants to work when children are older but doesn't speak English
- Veteran benefits, advocates in community for vets
- Did not ask about available community services, mentoring and apprenticeships opportunities, level of civic engagement, youth engagement, arts and culture, mutual support, public spaces and social infrastructure
- transportation, day care, home repair, son pays bills
- Reduce School taxes -people with fixed income (\$45,000 or under) maybe according to income? So they don't lose homes(s)
- I will volunteer locally but this house has many problems so my time and \$ are taken up now
- need for help with heavy chores I can no longer do
- could use a pool table
- you should supply handicap equipment for rent or sale
- with all the money we pay in taxes why is there no dog park
- I would like to see more community activities or a farmers market in the key bank parking lot or side road that loops by gas station and cones out across from taste buds on Saturdays. or a monthly weekend craft/food truck walking situation when its warm- I love the sound bath @ the library
- There's no help offered to seniors (Legal) no affordable housing-\$13,000 taken from me "legally"
- Where are the people getting money & paying bills when the don't any work ethics
- What makes/helps you to feel like you belong in your community?
- Minor problem . . . Buildup at traffic light in Red Hook.
- As a social worker in this community, the greatest needs I see are in access to mental health support, drug/alcohol rehab, and transportation for elderly/disabled people
- Yes. How much I appreciate Red Hook Responds. It is a godsend
- I can afford my housing costs, but too many cannot afford to live in the Village of Rhinebeck any more..
- Please address the disconnect between nature and human animals that exists in our community. Other states offer great programming for teens to delve into conservation and nature - not hunting but true conservation. Such programs do not exist in NY and definitely not in the Hudson Valley
- Where do people go to get information about local activities and organizations? The info seems so scattered and hard to find sometimes. It requires quite a bit of time and effort to find out what's going on
- I need assistance to get my truck fixed to get a job
- I'm concerned that Rhinebeck is being overrun with tourists. I understand that this is great for local businesses and I support local businesses all the time. But whereas people I know used to come into town regularly, now people avoid it. Not sure what can be done
- extend sidewalks farther than where they are now in the village and town
- Big Ag gets the subsidies that our local farms should receive

- I want to add on to 32. I am trying to start a center right now and provide a teacher with affordable housing. A grant would help with this so I can keep child care costs low. With the price of real estate and where interest rates are right now, it will be tough
- We are new here. I moved from Woodstock (lived there since 2010). I want to support the farms and local business. I want to make sure that people have housing. I want to start volunteering but I have had worsening symptoms. I hope to get involved with things when I can
- Town needs to concentrate on the basics like roads, rather than spending all our hard earned dollars on park improvements and farmland preservation.
- Please keep our future in mind - protect our business district & its delicate mix of small, independently owned businesses. Keep housing affordable for families.
- The housing shortage greatly impacts our community and the quality of life for those who do not have inherited wealth
- I don't seem to be in the population intended for this survey, as this seems to be for families/folks in need of more support and we are fortunate and do not.
- More detailed questions on housing needs based on salary. Directed specifically for mid incomes (\$40k-80k) 2 income or 2 incomes or families. Disqualifying college students
- thank you for doing this survey
- Local community suffers from generational poverty. Community needs programs that expose young adults to new value adding opportunities so they can break that generational poverty
- Rhinebeck: couldn't afford a starter home there. few opportunities for kids to participate and feel part of a bigger community. The lack of diversity of family backgrounds in Rhinebeck, almost 0 active agriculture, made it a place where we didn't feel welcome in our hometown
- The politicians are pandering to new wealthy people coming here
- Very difficult to reach the seniors in this community who are limited in mobility and not tech savvy. Difficulty just getting the right 911 house numbers up for emergency help to reach some homes quickly. How are you reaching/identifying the isolated?
- Rhinebeck town and village need to work together on issues
- We need a more centralized communication forum that many can access easily
- RH Police unresponsive. Too much politics in our Library and Schools. No real internet access choice, options are minimal and expensive. local politics is becoming as divisive as the national. Not enough medical professionals especially for Primary Care
- affordable housing is a big problem in this area for many people and access to mental health services, advocating for continued telehealth services expands the options for people seeking mental health services
- More money for library programming
- We have a stay at home dad situation and could use some help financially (especially with housing costs, childcare costs, and food costs)

- Non transparency of the local government when giving themselves an unjustified raise not approved by a public vote as in the case of the Supervisor with a 79% raise
- I do not drive after dark (no way to attend evening meetings)
- Visiting nurse service if needed for Temporary nursing care
- Affordable Housing for young families and workforce with low incomes. low diversity in community. Poor focus on local longtime and generational residents. Main focus seems to be on city transports and tourists.
- Quality of healthcare services available is lacking.
- Perhaps more social events for singles over 50 and under 65
- The summer community does affect the way it feels to live here, because it's very different during the winter. That feels like something that needs to be acknowledged
- It would be great to have more diversity in this community. Hopefully addressing people's diverse needs is a start. Thanks for doing the survey!
- I'm in the forgotten group. There are those that need assistance and services. I do not. There are those who are well off. I am not. It's difficult here on a single retirement income
- Leadership is a concern. Looking out for what is only in their best interest
- fix the schools. kids are dumb as dirt. standards out the window. school administrators not worth salaries, pensions. no consequences/ no learning from failing; sad legacy of participation trophy crap; require civil service, membership in Rotary Club to graduate 8th grade. prepare them for life!
- help with starting business
- Affordable housing is not a personal issue, but I am extremely concerned about the lack of housing (due to the increase in short term rentals and second homes) in Rhinebeck
- functional sidewalks would be nice throughout the whole village including to the grocery store
- cell phone service along route 9G is dismal and needs to be improved
- I feel there needs to be more affordable housing in our community and a solution to the parking problem in the Village of Rhinebeck. I think there needs to be more affordable childcare locally as well as a place for teens to gather. A multi-service community center would be ideal
- Housing is a concern as well as balancing that with not too much development. It would be good to have more options for kids to do afterschool
- Public transportation
- I'm concerned about AirBnB regulation in the area, and these dwellings causing a housing shortage and inflating home costs
- I don't feel that this survey tries to identify the needs of healthy, active senior citizens.
- Housing for ALL age groups is too expensive. Single and family groups are priced out of entering housing market rental or purchase
- Tivoli has terrible weekend traffic and parking conditions
- you did not ask about the perceived effectiveness of local government or the high cost of property taxes
- Reasonably priced access to adult education options. Bard offers Lifetime Learning Institute but it is in high demand and by lottery.

- So grateful to the organizers of this surgery and excited to see what comes of it!
- access to mental health services, I think this area has a real issue with affordable mental health services
- Maybe give me some more money
- The cost of living here has gotten very high. I worry about the next generation being able to afford to live here.
- Safe streets for walking and cycling
- Do more for locals, not just tourists. Rhinebeck is really NOT a community for all, it is a community for folks with money to eat out, tourists and new residents.
- cooperation between village and town is terrible
- Summer Community Concerts, orchestral, band & pop rock. As a musical conductor in NY and LI I would like to see a weekly series all summer
- It often feels like those of us who live in Rhinebeck and are not wealthy are not fully part of the community and that there is not space for us. I generally feel very out of place here, and, as a result, feel pretty isolated and have virtually no social support.
- Natural environment, use of native plants on municipal lands
- Maintaining our quality of life and addressing the ominous threats ahead
- I find the perspective & focus of this survey & the questions + provided answers to reflect interesting assumptions re expected survey respondents. And while "Cost of goods" is somewhat universal these days, the only listed need from #63 that I find relevant is housing costs; the others are all N/A
- There are no activities or things for teenagers to do in the area
- Thx for asking me about this wonderful community
- need for more frequent public transportation. loop c bus to run more often
- Quality of our school system. RBK schools need improvement
- Cost of maintaining a home or rent in this area
- problem of very high taxes and gas prices - just compare to Ulster county
- Need a widow & widowers club so you have company
- Tivoli has incredible infrastructure: water and sewer, a library, a post office, a bus, a thriving, walkable downtown, a riverfront, etc. But still our population is 1,000. Think of how many more people would benefit from this infrastructure. Tivoli should build on everything it has going for it.
- Sidewalks! Make Red Hook pedestrian friendly with sidewalks, and ideally add a back pathway (not along Rt 9) from Red Hook Estates/Tradition area to the village center. This is what I was referring to when I put "neighborhood safety" as one of my top 5 concerns. Pedestrian/bike safety!
- I worry about duplicating effort rather than improving existing resources. Work with County to improve if not increase bus schedule. More Flex buses; RH consider contracting for Dial-a-ride. Support and augment Friends of Seniors medical ride service
- Hoping you can do random telephone surveys to make sure you each a random sample of the community
- how to address the priorities of the community in a meaningful way and not give lip service